

Summary

As of the reporting period, 12,948 movements were recorded throughout Somalia. These were attributed to forced evictions (3,852), insecurity (2,872), military activity (1,344) and lack of livelihood (1,304). Movements within Banadir remained significantly high with 4,245 reported in Dayniile, Hodan, Dharkenley, Johwar, Borama, Marka, Baardheere, Kurtunwaarey, Buur Hakaba, Bulo Burto, Jalalaqsi, Tayeeglow, Qoryooley districts. These movements are attributed to forced evictions in Dayniile, Dharkenley and Hodan districts. Military interventions reported in Buur Hakaba and Baardheere resulted in mass displacements into Yaaqshiid and Haliwaa districts of Mogadishu.

2,192 arrivals from Yemen were recorded in Bari. These were due to the ongoing security operations and air strikes in Yemen. The new arrivals were reported at the port of Bossaso. New arrivals from Yemen Djibouti and Saudi Arabia to Somali were attributed to forced returns from Saudi Arabia. Other arrivals reported in Woqooyi Galbeed were from Yemen.

Regional IDP Population Estimates

Regions	Arrival	Departure	Est IDP Pop
Awdal	209	0	209
Bakool	470	296	174
Banadir	4,245	142	4,103
Bari	2,192	198	1,994
Bay	623	10	613
Galgaduud	0	14	0
Gedo	154	44	110
Hiraan	241	287	0
Juba Dhexe	306	0	306
Juba Hoose	915	0	915
Mudug	437	7	430
Shabelle Dhexe	763	0	763
Shabelle Hoose	166	0	166
Sool	71	0	71
Woqooyi Galbeed	1,149	9	1,140
Grand Total	11,941	1,007	10,994

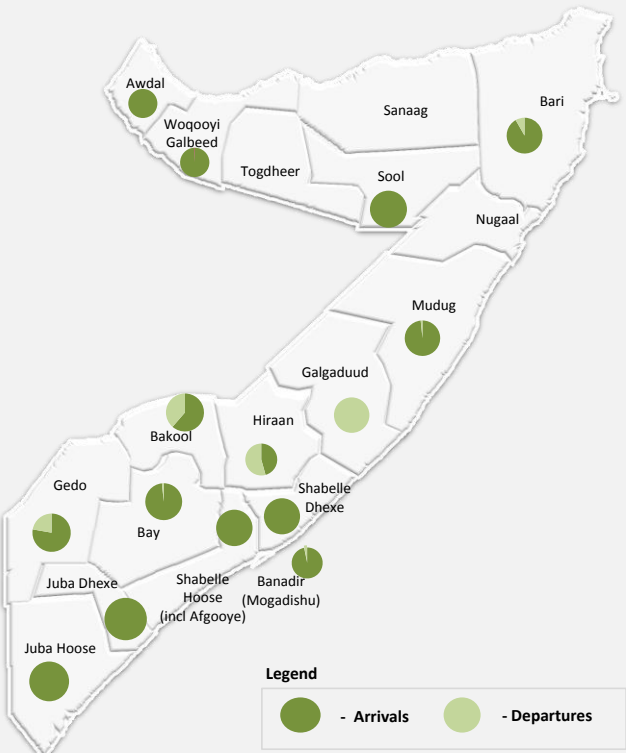
Number of people displaced on:

Arrival

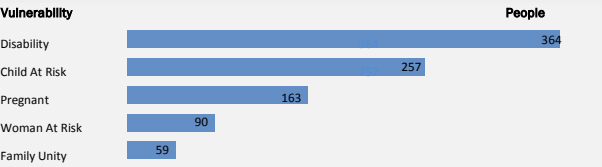
11,941

Departure


1,007



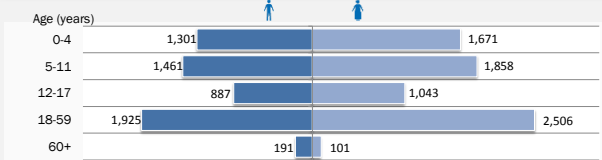
Key vulnerable groups



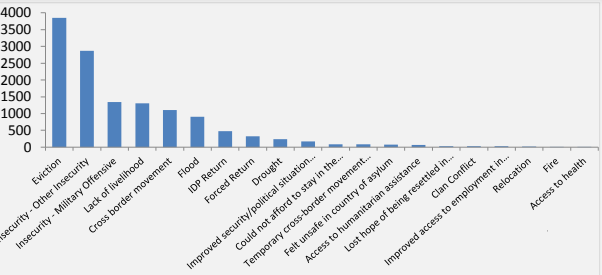
Urgent needs



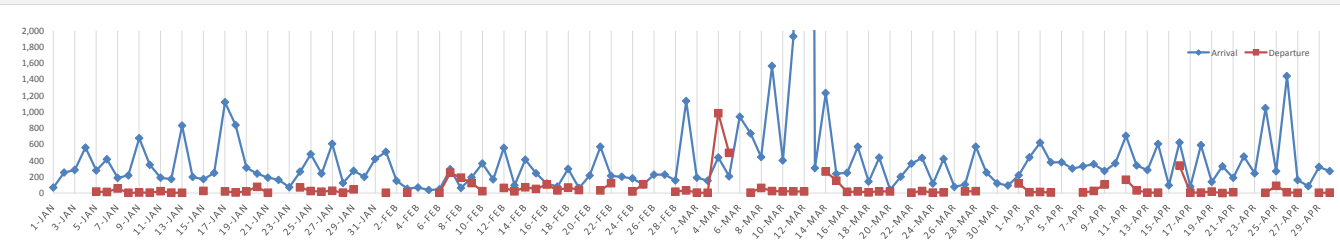
Displacement demography



Reasons for movement in Somalia



Daily displacement trends in Somalia - 2015



Monthly displacement trends in Somalia - 2014/2015

