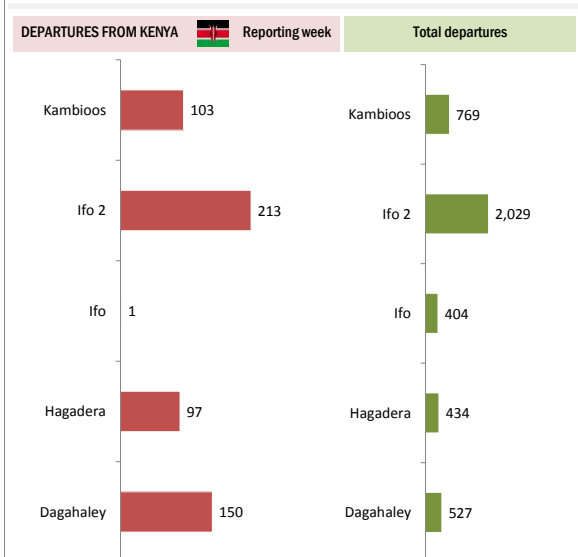
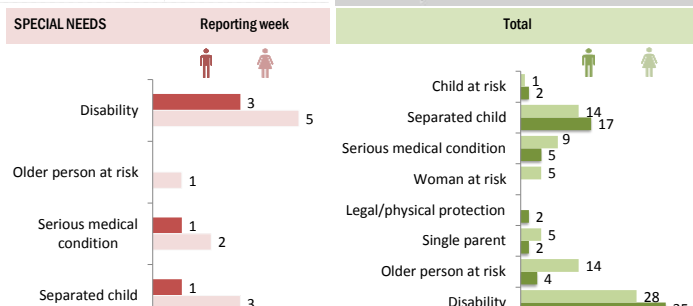
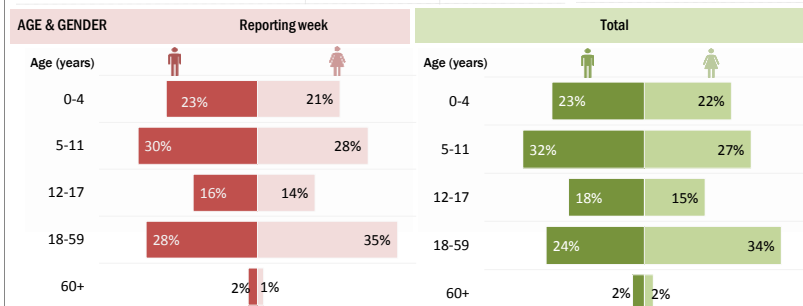
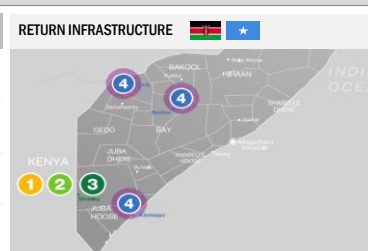


Total reporting period: 1 January 2016 to 28 February 2016

#48

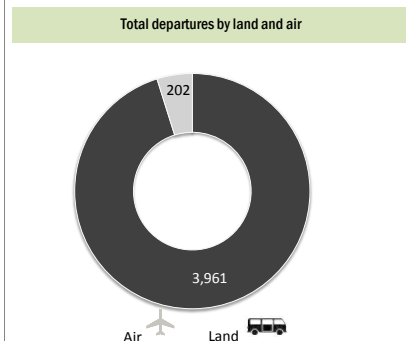
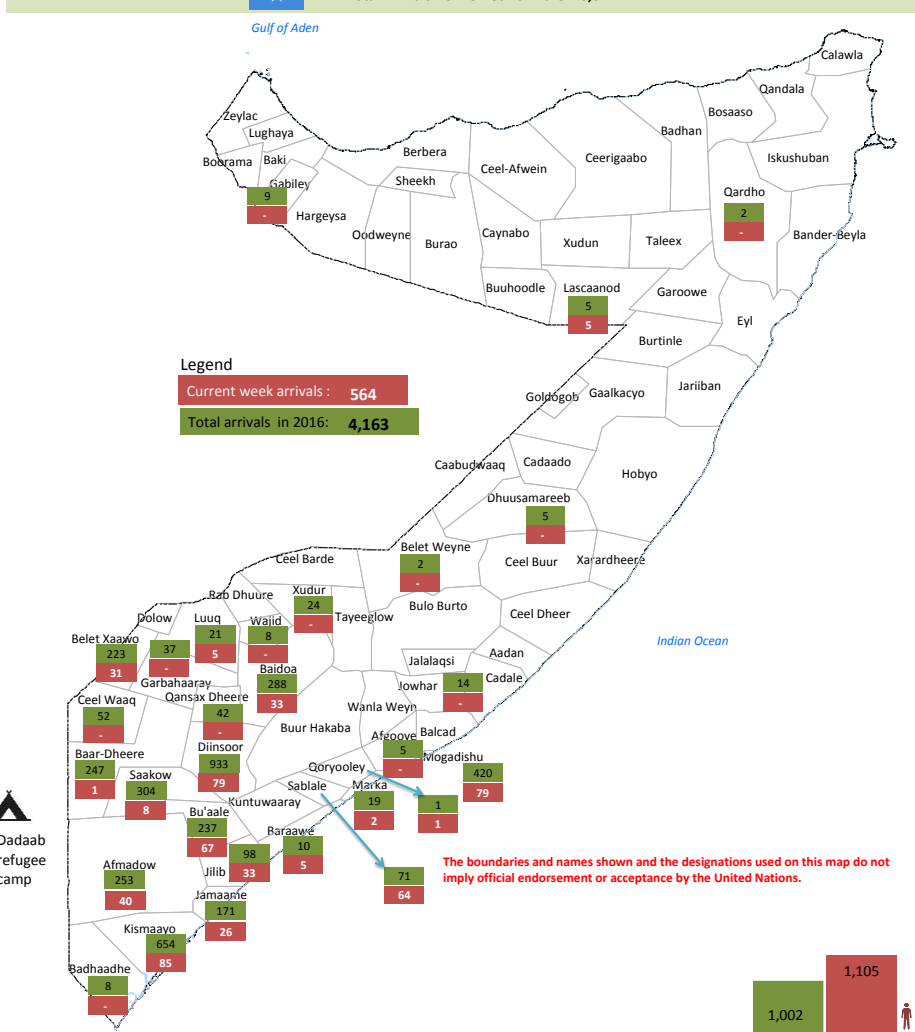
UNHCR Somalia

RETURNS	22 Feb - 28 Feb 2016	1 Jan 2016 21 Feb 2016	Total	RETURN ASSISTANCE (ACCUMULATED)	Reporting week	Total
Individuals:	564	3,599	4,163	Livelihood Start Up Grants	39,000	285,800
Households (actual):	117	722	839	Core Relief Items (kits):	117	839
Females:	269	1,787	2,056	WFP Food Rations (kg):	8,798 (~ \$15,644)	63,093 (~ \$112,179)
Males:	295	1,812	2,107	UNMAS Mine Risk Education	117	839
Persons with special needs:	16	143	159			

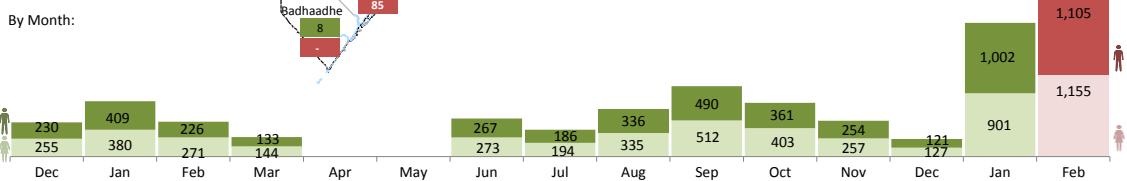
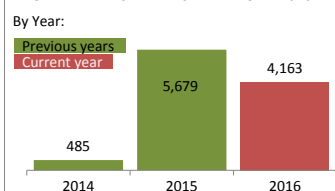


ARRIVALS IN SOMALIA BY DISTRICT

Total Arrivals from 8 Dec 2014 are: 10,327



RETURN TREND DECEMBER 2014 - FEBRUARY 2016



Project implemented with the support of:

RETURN CONSORTIUM | Somalia

Donors contributing to UNHCR Somalia operation [As of Oct 2015]

