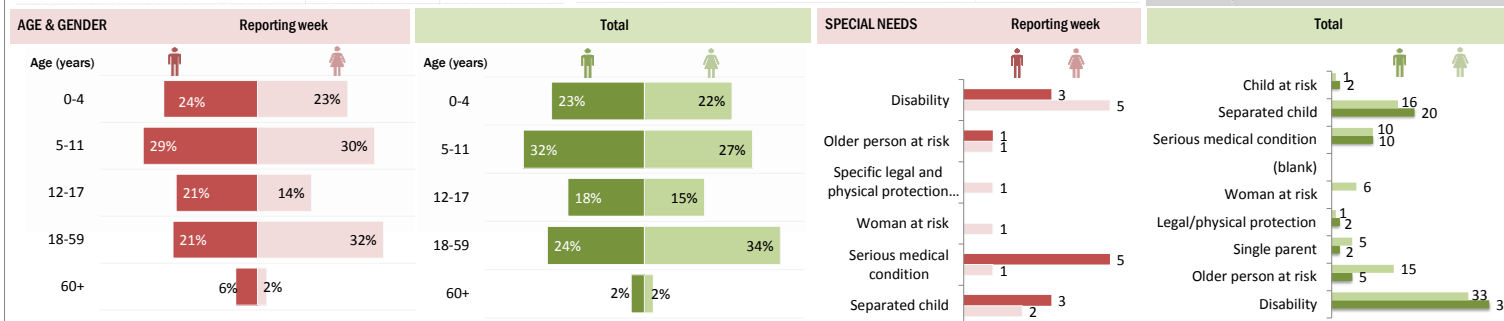
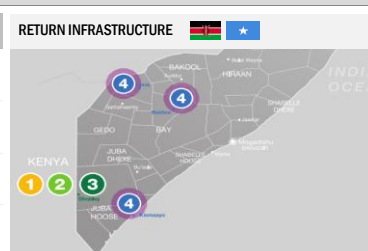


Total reporting period: 1 January 2016 to 6 March 2016

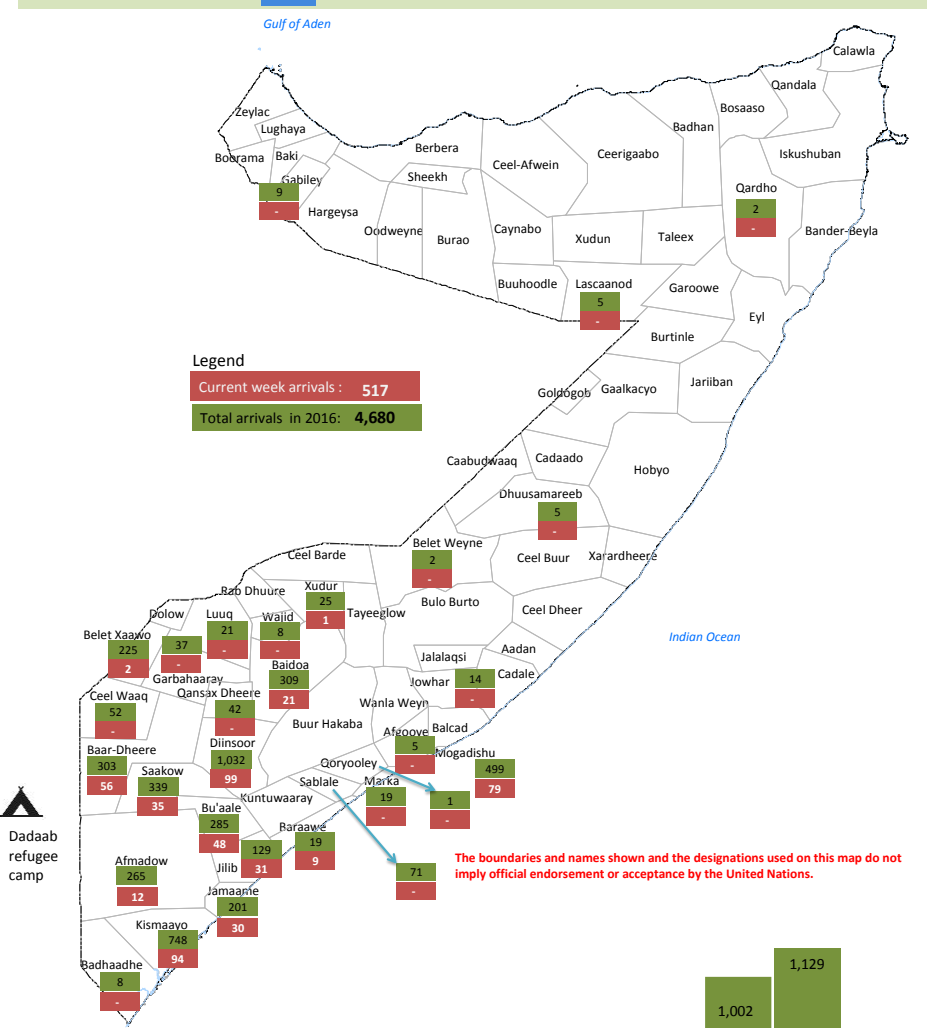
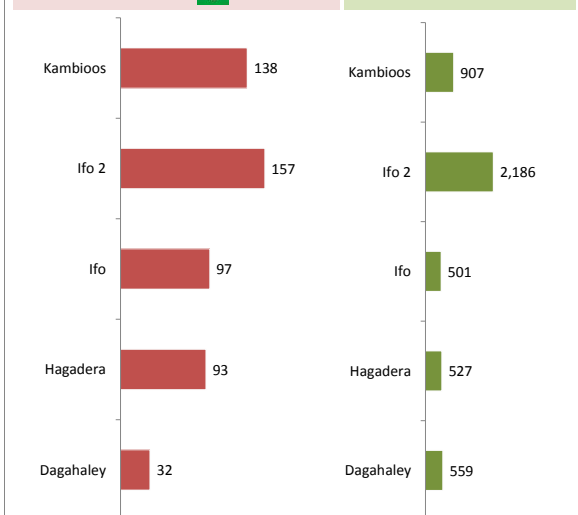
#49

UNHCR Somalia

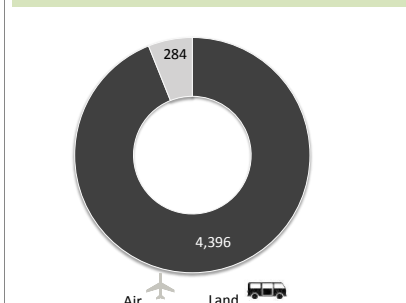
RETURNS	29 Feb - 6 Mar 2016	1 Jan 2016 28 Feb 2016	Total	RETURN ASSISTANCE (ACCUMULATED)	Reporting week	Total
Individuals:	517	4,163	4,680	Livelihood Start Up Grants	35,100	320,900
Households (actual):	102	839	941	Core Relief Items (kits):	102	941
Females:	264	2,056	2,320	WFP Food Rations (kg):	7,670 (~ \$13,638)	70,763 (~ \$125,817)
Males:	253	2,107	2,360	UNMAS Mine Risk Education	102	941
Persons with special needs:	23	143	166			



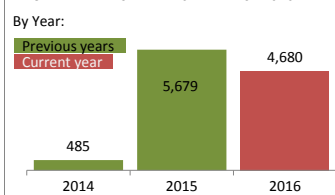
DEPARTURES FROM KENYA	Reporting week	Total departures	ARRIVALS IN SOMALIA BY DISTRICT	Total Arrivals from 8 Dec 2014 are: 10,844
-----------------------	----------------	------------------	---------------------------------	--



Total departures by land and air



RETURN TREND DECEMBER 2014 - MARCH 2016



Project implemented with the support of:
RETURN CONSORTIUM | Somalia

Donors contributing to UNHCR Somalia operation [As of OCT 2015]

