

Year of Arrival		
Pre-2006	3,987	16.5%
2006	1,787	7.4%
2007	1,573	6.5%
2008	963	4.0%
2009	905	3.8%
2010	979	4.1%
2011	874	3.6%
2012	706	2.9%
2013	775	3.2%
2014	893	3.7%
2015	9,597	39.8%
2016	1,052	4.4%

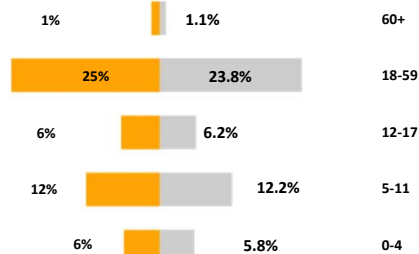
Specific Needs		
Serious medical condition	548	2.3%
Single parent	318	1.3%
Disability	276	1.1%
Specific legal and physical protection n	218	0.9%
Torture	170	0.7%
Woman at risk	139	0.6%
Older person at risk	75	0.3%
SGBV	55	0.2%
Child at risk	25	0.1%
Unaccompanied or separated child	21	0.1%

An individual can have more than one specific need

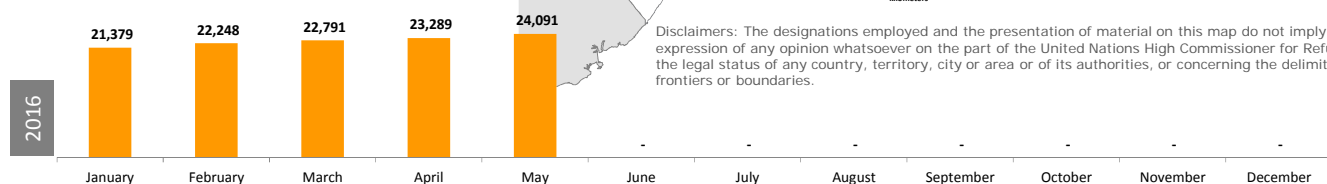
Place of Residence		
Woqooyi Galbeed	11,743	48.7%
Bari	3,932	16.3%
Nugaal	613	2.5%
Mudug	292	1.2%
Badadir	347	1.4%
Togdheer	236	1.0%
Awdal	127	0.5%
Sanaag	36	0.1%
Oromia	15	0.1%
Harari	9	0.0%
Others	6,741	28.0%

### Age & Gender Breakdown

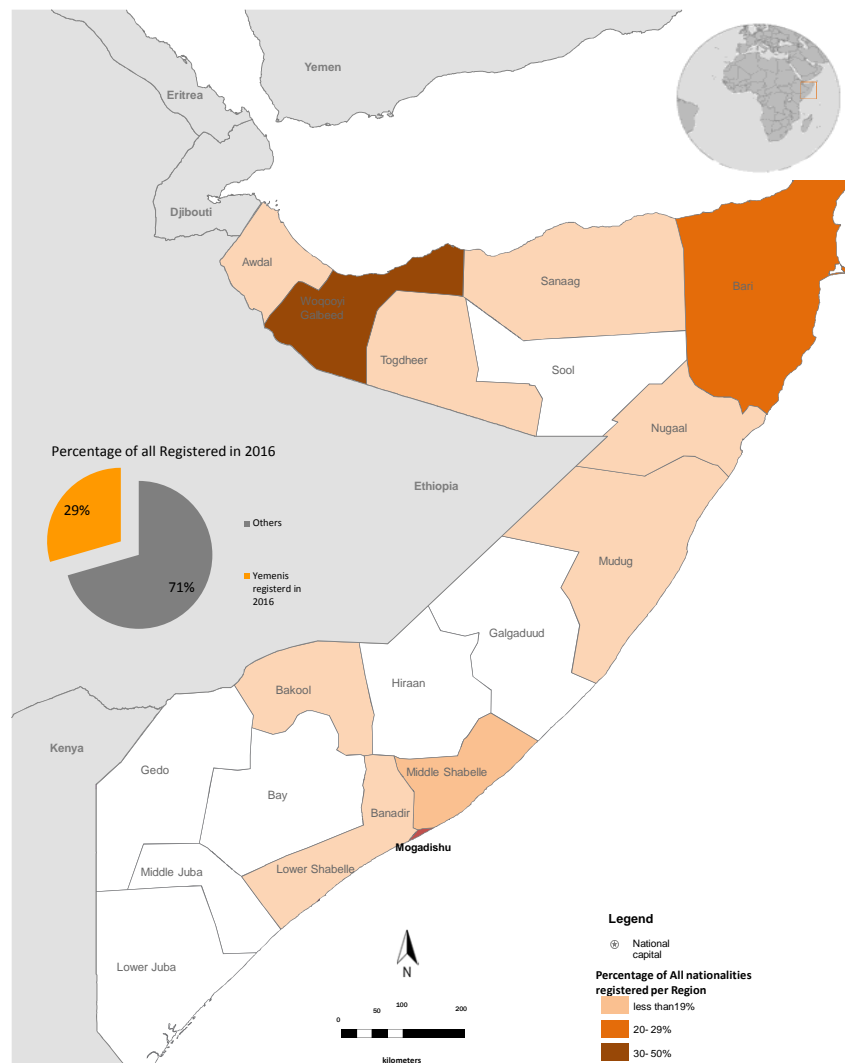
Male Female



### Active registration trend end of Each month

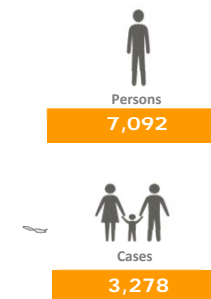


Age & Gender					
Age	0-4	5-11	12-17	18-59	60+
Female	1,404	2,932	1,492	5,732	264
Male	1,439	2,953	1,561	5,970	344
<b>Total</b>	<b>2,843</b>	<b>5,885</b>	<b>3,053</b>	<b>11,702</b>	<b>608</b>
	10.0%	18.1%	14.0%	53.4%	4.5%

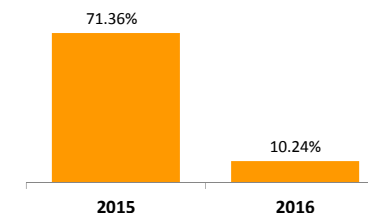


Disclaimers: The designations employed and the presentation of material on this map do not imply the expression of any opinion whatsoever on the part of the United Nations High Commissioner for Refugees the legal status of any country, territory, city or area or of its authorities, or concerning the delimitation of its frontiers or boundaries.

### Active Registered Yemenies



### Breakdown by Arrival Year



Age & Gender					
Age	0-4	5-11	12-17	18-59	60+
Female	352	604	479	1,610	151
Male	360	679	516	2,176	165
<b>Total</b>	<b>712</b>	<b>1,283</b>	<b>995</b>	<b>3,786</b>	<b>316</b>

Place of Residence		
Hargeisa	2,892	40.8%
Bossaso	1,531	21.6%
Mogadishu	179	2.5%
Berbera	136	1.9%
Borama	102	1.4%
Qandala	48	0.7%
Qardho	45	0.6%
Ceel Afweyn	29	0.4%
Burco	21	0.3%
Others	2,109	29.7%

Specific Needs		
Serious medical condition	77	1.1%
Disability	63	0.9%
Older person at risk	19	0.3%
Woman at risk	8	0.1%
Specific legal and physical pr	7	0.1%
Single parent	4	0.1%
Unaccompanied or separatec	2	0.0%
SGBV	1	0.0%
Child at risk	1	0.0%

An individual can have more than one specific need

### Percentage of Yemenies to the total registered refugees (Active)

