

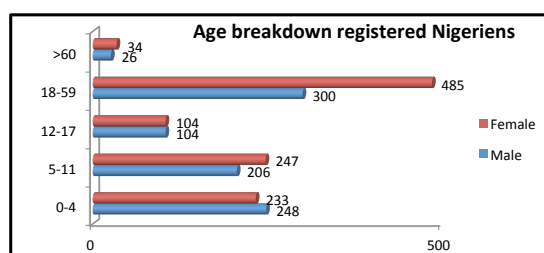
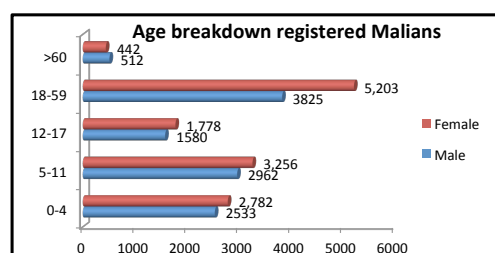
## 1. Registration progress

Departement	Site	Level 1 registration						un-registered					
		Malian		Nigerien		Total		Malian		Nigerien		Total	
		Households	Individuals	Households	Individuals	Households	Individuals	Households	Individuals	Households	Individuals	Households	Individuals
AYOROU	GAOUEL	545	2352	81	322	626	2674						
	MBEIDOUN	199	700	185	635	384	1335						
OUALLAM	CHINEGODRAR	419	786	39	148	458	934						
	MANGAIZE	253	1094	139	622	392	1716	121	687	88	403	209	1090
ABALA	ABALA	0	0	23	75	23	75						
	ABALA CAMP	1020	4829	0	0	1020	4829	207	1089			207	1089
	KIZAMOU	19	72	0	0	19	72						
	MIEL	382	1170	28	120	410	1290						
	TIGZEFAN	645	2252	4	24	649	2276						
TILLIA	AGANDO	771	3699	5	26	776	3725						
	CHIGOUMAR	280	1944	0	0	280	1944						
	CHINWAREN	294	1760	1	7	295	1767						
	TANKADEMI	488	3542	1	8	489	3550						
	TICHACHITE	109	674	0	0	109	674						
												<b>Grand total</b>	<b>6346 29040</b>

## 2. Profile of the registered population

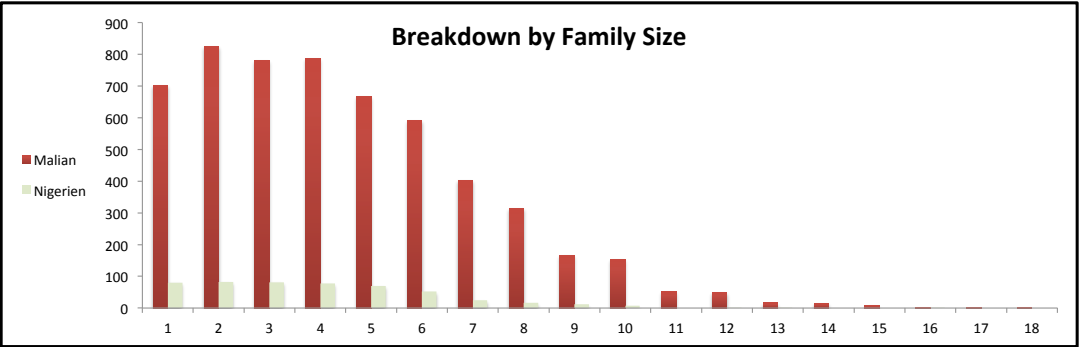
### a. Age and gender Breakdown

		Malian					Nigerien				
		0-4	5-11	12-17	18-59	>60	0-4	5-11	12-17	18-59	>60
ABALA	Male	0	0	0	0	0	8	8	1	5	0
	Female	0	0	0	0	0	14	10	5	21	3
	Total	0	0	0	0	0	22	18	6	26	3
ABALA CAMP	Male	609	605	228	648	74	0	0	0	0	0
	Female	593	615	270	1077	110	0	0	0	0	0
	Total	1202	1220	498	1725	184	0	0	0	0	0
AGANDO	Male	347	435	278	558	164	6	0	2	6	0
	Female	373	449	347	654	94	1	3	0	8	0
	Total	720	884	625	1212	258	7	3	2	14	0
CHIGOUMAR	Male	143	252	216	269	36	0	0	0	0	0
	Female	207	289	215	297	20	0	0	0	0	0
	Total	350	541	431	566	56	0	0	0	0	0
CHINWAREN	Male	190	226	104	278	19	1	1	0	1	0
	Female	217	264	133	314	15	0	3	0	1	0
	Total	407	490	237	592	34	1	4	0	2	0
CHINEGODRAR	Male	101	99	37	115	14	16	19	8	23	4
	Female	93	97	44	167	18	22	22	12	22	0
	Total	194	196	81	282	32	38	41	20	45	4
GAOUEL	Male	232	330	108	223	24	37	34	11	34	5
	Female	278	406	168	528	55	45	43	22	87	4
	Total	510	736	276	751	79	82	77	33	121	9
KAZIMOU	Male	11	8	3	12	1	0	0	0	0	0
	Female	6	10	5	14	2	0	0	0	0	0
	Total	17	18	8	26	3	0	0	0	0	0
MANGAIZE	Male	131	171	56	131	23	95	59	32	90	8
	Female	131	143	55	234	19	85	87	28	126	12
	Total	262	314	111	365	42	180	146	60	216	20
MBEIDOUN	Male	67	79	41	108	12	65	65	40	129	8
	Female	70	85	35	190	13	44	54	28	188	14
	Total	137	164	76	298	25	109	119	68	317	22
MIEL	Male	128	121	46	294	9	16	13	8	11	0
	Female	112	125	63	261	11	19	20	6	26	1
	Total	240	246	109	555	20	35	33	14	37	1
TANKADEMI	Male	282	353	341	601	94	1	2	1	0	0
	Female	395	427	321	708	20	1	0	1	2	0
	Total	677	780	662	1309	114	2	2	2	2	0
TICHACHITE	Male	34	52	43	157	27	0	0	0	0	0
	Female	15	62	56	197	31	0	0	0	0	0
	Total	49	114	99	354	58	0	0	0	0	0
TIGZEFAN	Male	258	231	79	431	15	3	5	1	1	1
	Female	292	284	66	562	34	2	5	2	4	0
	Total	550	515	145	993	49	5	10	3	5	1
TOTAL	Male	2533	2962	1580	3825	512	248	206	104	300	26
	Female	2782	3256	1778	5203	442	233	247	104	485	34
	Total	5315	6218	3358	9028	954	481	453	208	785	60



b. By family size

Family Size	Malian		Nigerien		Grand Total	
1	703	13%	80	16%	783	13%
2	826	15%	82	16%	908	15%
3	782	14%	81	16%	863	14%
4	787	14%	77	15%	864	14%
5	668	12%	70	14%	738	12%
6	591	11%	52	10%	643	11%
7	402	7%	25	5%	427	7%
8	314	6%	17	3%	331	5%
9	167	3%	12	2%	179	3%
10	153	3%	7	1%	160	3%
11	52	1%	0	0%	52	1%
12	50	1%	1	0%	51	1%
13	16	0%	1	0%	17	0%
14	15	0%	0	0%	15	0%
15	9	0%	0	0%	9	0%
16	2	0%	1	0%	3	0%
17	1	0%	0	0%	1	0%
18	2	0%	0	0%	2	0%
Grand Total	5540	100%	506	100%	6046	100%



b. By Place of habitual residence

Village	Malian HH		Nigerien HH		Grand Total	
AMDERAMBOUKANE	2930	65%	73	9%	3003	57%
TAMAKAZA	194	8%	167	41%	361	13%
TAMALA	689	4%	2	1%	691	3%
OUATAGOUNA	229	3%	62	18%	291	5%
BANTIA	18	2%	0	0%	18	2%
DAGABA	43	1%	6	0%	49	1%
EGADOY	25	1%	1	0%	26	1%
FOKARATAN	24	1%	23	7%	47	2%
MENAKA	124	1%	78	2%	202	1%
KAROU	39	1%	4	0%	43	1%
TINABAW	15	1%	0	0%	15	1%
Unknown or Others	1225	13%	90	22%	1315	14%
Grand Total	5555	100%	506	100%	6061	100%

