

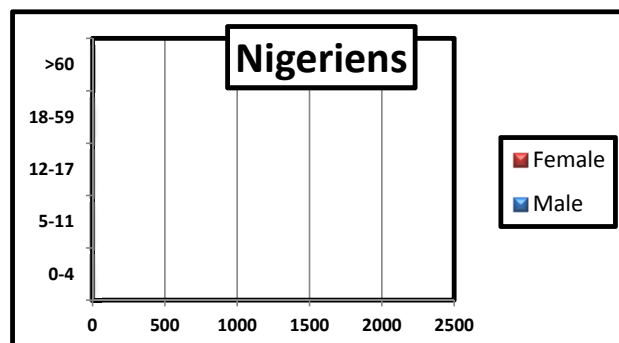
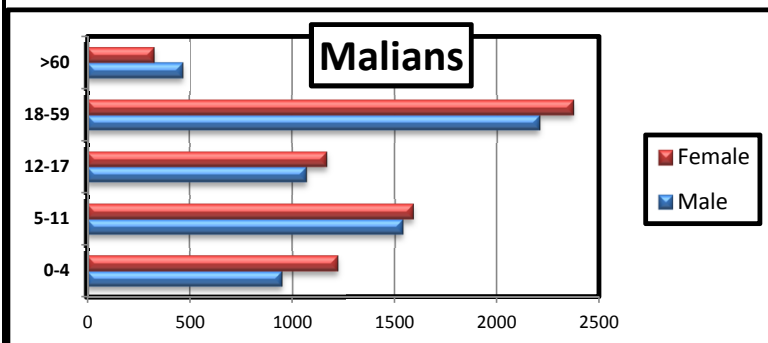
6-Jun-12

Profile of the registered population

	Level 1 registration					un-registered		
	Malian		Nigerien		Total	Malian	Nigerien	Total
AGANDO	2392	12862	7	38	2399	12900		

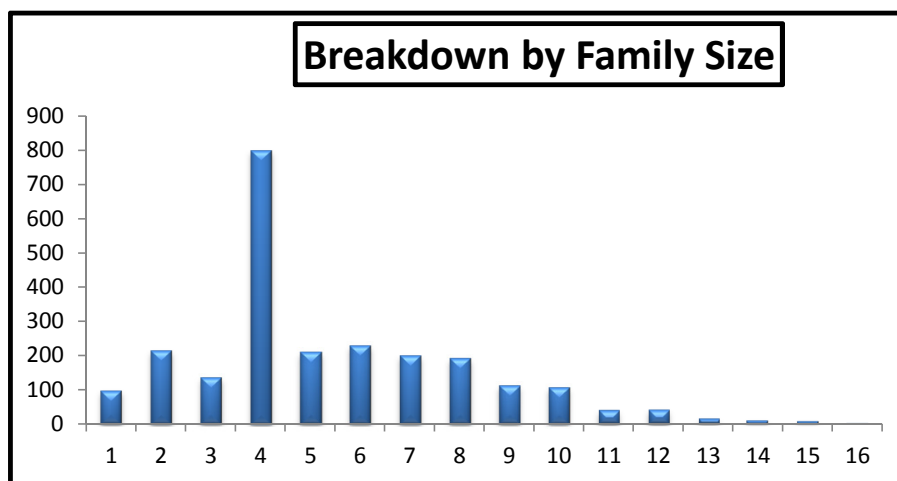
a. Age and gender Breakdown

AGANDO		Malian					Nigerien				
		0-4	5-11	12-17	18-59	>60	0-4	5-11	12-17	18-59	>60
	Male	944	1536	1066	2204	458	7	4	3	7	0
	Female	1215	1586	1164	2369	320	2	3	1	11	0
	Total	2159	3122	2230	4573	778	9	7	4	18	0



b. By family size

Household Size	Total HH	
1	96	4%
2	214	9%
3	134	6%
4	799	33%
5	208	9%
6	228	10%
7	200	8%
8	191	8%
9	111	5%
10	106	4%
11	39	2%
12	40	2%
13	14	1%
14	10	0%
15	8	0%
16	1	0%
Grand Total	2399	100%



b. By Place of habitual residence

	Malian HH		Nigerien HH		and Total	
TAMALATE	638	27%	2	29%	640	27%
ANDERAMBOUKANE	94	4%		0%	94	4%
MENAKA	1203	50%	4	57%	1207	50%
OTHERS	457	19%	1	14%	458	19%
Grand Total	2392	100%	7	100%	2399	100%

