



**Profile of the population affected by the Mali Situation in Niger**  
**Commission Nationale d'Eligibilité (CNE), UNHCR & AKARASS**

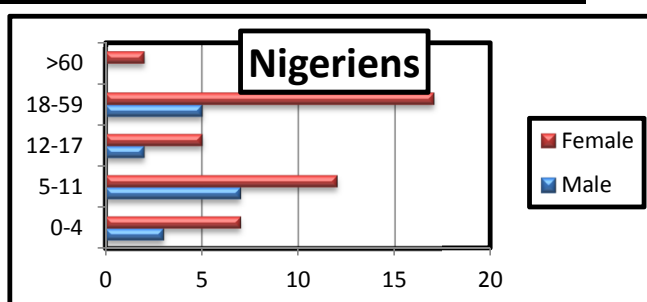
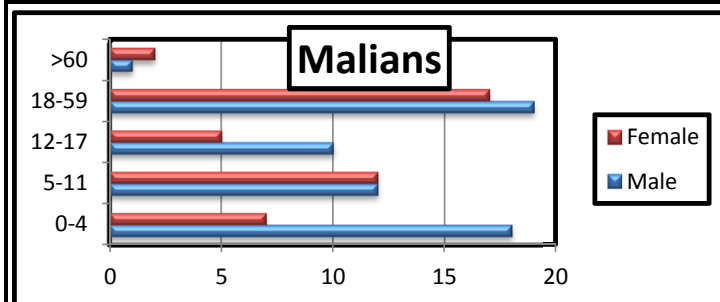
6-Jun-12

**Profile of the registered population**

	Level 1 registration					un-registered		
	Malian		Nigerien		Total	Malian	Nigerien	Total
KIZAMOU	23	103	8	36	31	139		

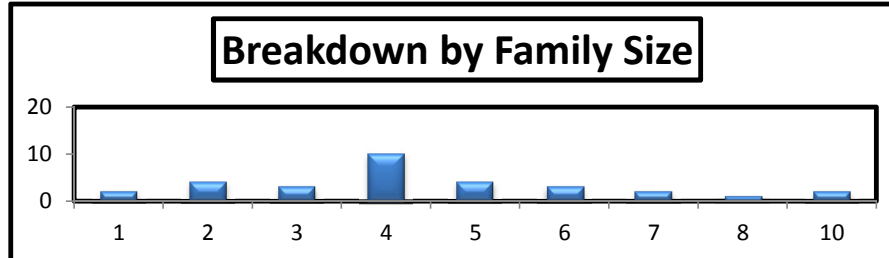
**a. Age and gender Breakdown**

		Malian					Nigerien				
		0-4	5-11	12-17	18-59	>60	0-4	5-11	12-17	18-59	>60
KIZAMOU	Male	18	12	10	19	1	3	7	2	5	0
	Female	7	12	5	17	2	4	5	0	9	1
	Total	25	24	15	36	3	7	12	2	14	1



**b. By family size**

Size	Total HH	
1	2	6%
2	4	13%
3	3	10%
4	10	32%
5	4	13%
6	3	10%
7	2	6%
8	1	3%
10	2	6%
<b>Grand Total</b>	<b>31</b>	<b>100%</b>



**b. By Place of habitual residence**

	Malian HH		Nigerien HH		Grand Total	
MENAKA	7	30%	8	100%	15	48%
OTHERS	16	70%	0	0%	16	52%
<b>Grand Total</b>	<b>23</b>	<b>100%</b>	<b>8</b>	<b>100%</b>	<b>31</b>	<b>100%</b>

