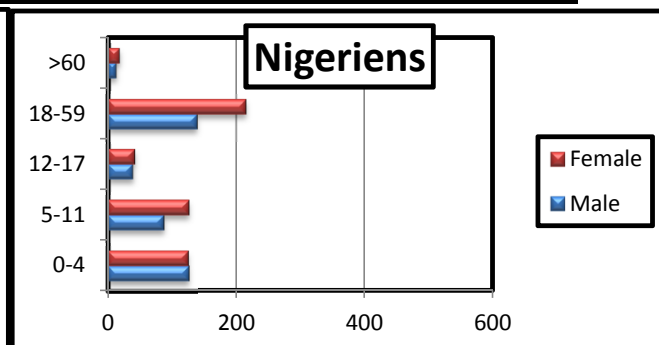
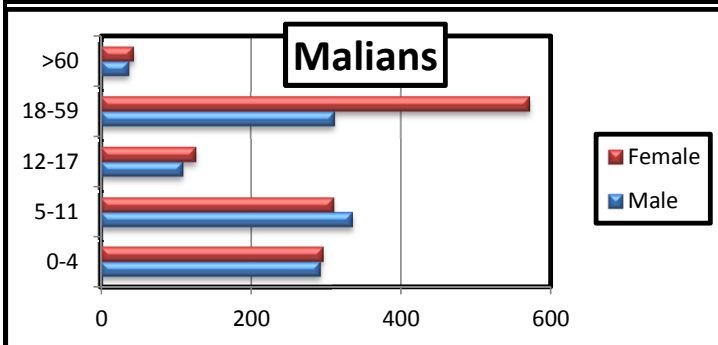


Profile of the registered population

	Level 1 registration					un-registered		
	Malian		Nigerien		Total	Malian	Nigerien	Total
MANGAIZE	675	2422	247	924	922	3346		

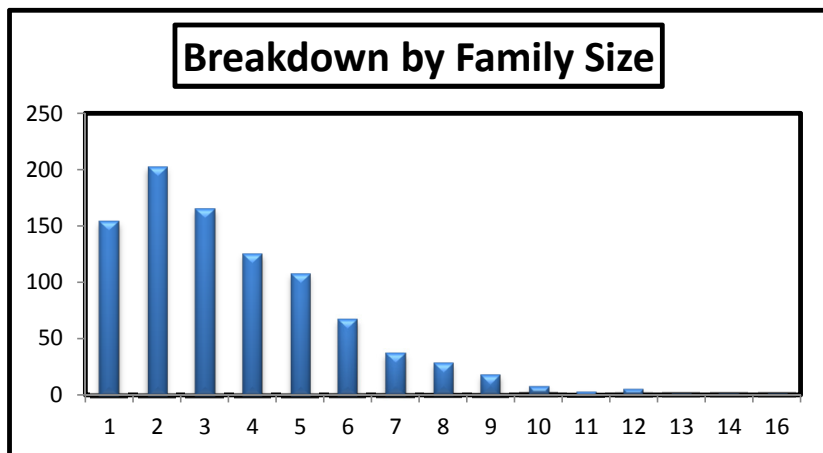
a. Age and gender Breakdown

MANGAIZE		Malian					Nigerien				
		0-4	5-11	12-17	18-59	>60	0-4	5-11	12-17	18-59	>60
		Male	291	334	108	311	36	125	87	38	139
Female	295	309	125	571	42	124	126	41	215	17	
Total	586	643	233	882	78	249	213	79	354	29	



b. By family size

Size	Total HH	
1	154	17%
2	202	22%
3	165	18%
4	125	14%
5	108	12%
6	67	7%
7	37	4%
8	28	3%
9	18	2%
10	7	1%
11	3	0%
12	5	1%
13	1	0%
14	1	0%
16	1	0%
Grand Total	922	100%



b. By Place of habitual residence

	Malian HH		Nigerien HH		Grand Total	
MENKA	494	73%	156	63%	650	70%
FOKARATAN	32	5%	39	16%	71	8%
TINABAW	11	2%		0%	11	1%
OTHERS	138	20%	52	21%	190	21%
Grand Total	675	100%	247	100%	922	100%

