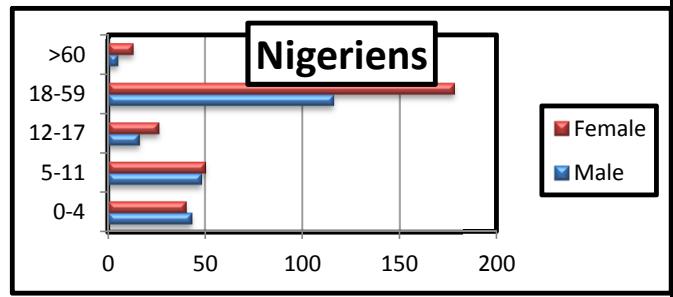
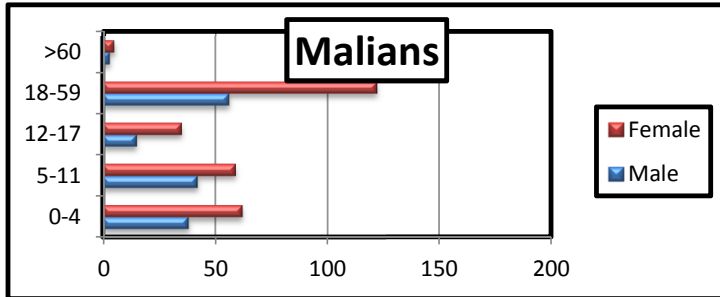


Profile of the registered population

	Level 1 registration					un-registered			
	Malian		Nigerien		Total	Malian		Nigerien	Total
MBEIDOUN	124	382	175	590	299	972			

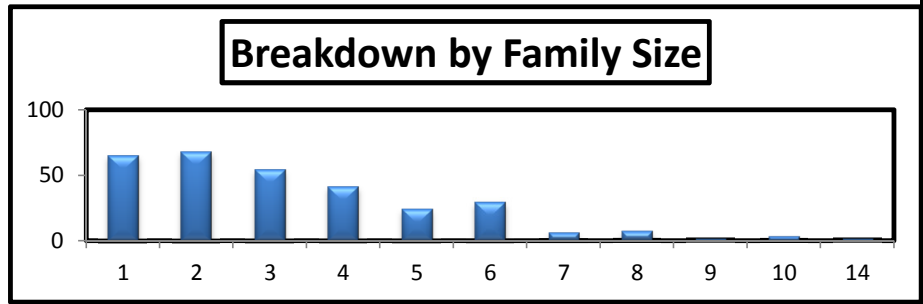
a. Age and gender Breakdown

		Malian					Nigerien				
		0-4	5-11	12-17	18-59	>60	0-4	5-11	12-17	18-59	>60
MBEIDOUN	Male	38	42	15	56	3	43	48	16	116	5
	Female	62	59	35	122	5	40	50	26	178	13
	Total	100	101	50	178	8	83	98	42	294	18



b. By family size

Size	Total HH	
1	65	22%
2	68	23%
3	54	18%
4	41	14%
5	24	8%
6	29	10%
7	6	2%
8	7	2%
9	1	0%
10	3	1%
14	1	0%
Grand Total	299	100%



b. By Place of habitual residence

	Malian HH		Nigerien HH		Grand Total	
TAMAKAZA	37	30%	91	52%	128	43%
OUATTAGOUNA	31	25%	28	16%	59	20%
KAROU	16	13%	4	2%	20	7%
OTHERS	40	32%	52	30%	92	31%
Grand Total	124	100%	175	100%	299	100%

