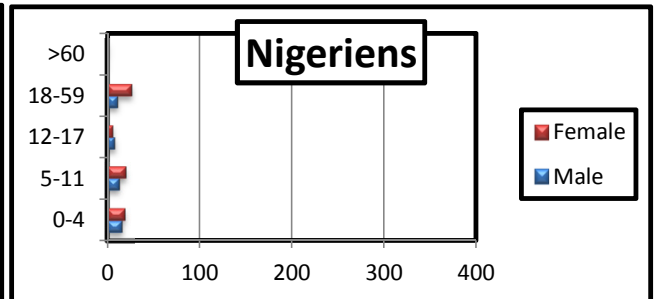
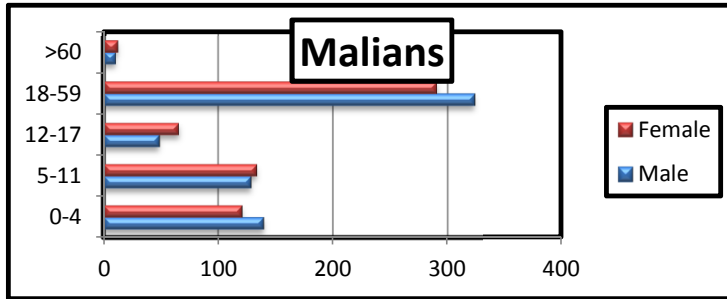


Profile of the registered population

	Level 1 registration					un-registered			
	Malian		Nigerien		Total	Malian		Nigerien	Total
MIEL	422	1268	28	120	450	1388			

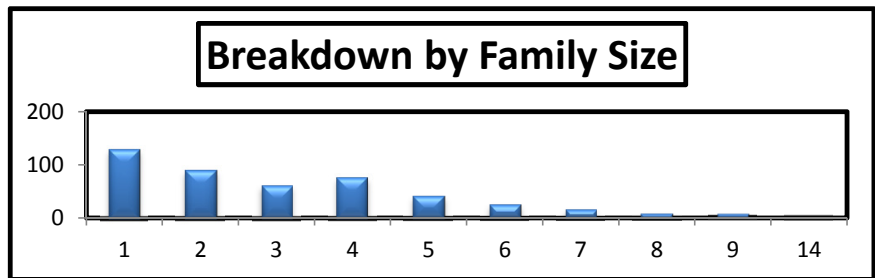
a. Age and gender Breakdown

		Malian					Nigerien				
		0-4	5-11	12-17	18-59	>60	0-4	5-11	12-17	18-59	>60
MIEL	Male	139	128	48	323	10	16	13	8	11	0
	Female	120	133	65	290	12	19	20	6	26	1
	<b>Total</b>	<b>259</b>	<b>261</b>	<b>113</b>	<b>613</b>	<b>22</b>	<b>35</b>	<b>33</b>	<b>14</b>	<b>37</b>	<b>1</b>



b. By family size

Size	Total HH	
1	128	28%
2	89	20%
3	61	14%
4	75	17%
5	41	9%
6	25	6%
7	16	4%
8	8	2%
9	6	1%
14	1	0%
<b>Grand Total</b>	<b>450</b>	<b>100%</b>



b. By Place of habitual residence

	Malian HH		Nigerien HH		Grand Total	
MENAKA	345	82%	28	100%	373	83%
OTHERS	77	18%	0%	0%	77	17%
<b>Grand Total</b>	<b>422</b>	<b>100%</b>	<b>28</b>	<b>100%</b>	<b>450</b>	<b>100%</b>

