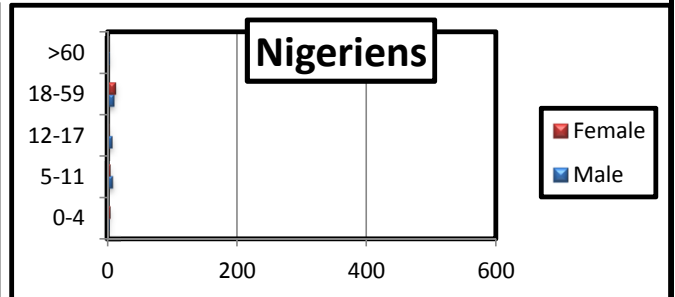
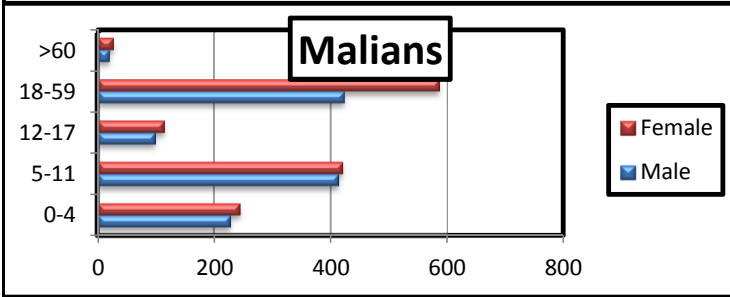


Profile of the registered population

	Level 1 registration					un-registered		
	Malian		Nigerien		Total	Malian	Nigerien	Total
<b>TABAREYBAREY</b>	<b>650</b>	<b>2564</b>	<b>11</b>	<b>50</b>	<b>661</b>	<b>2614</b>		

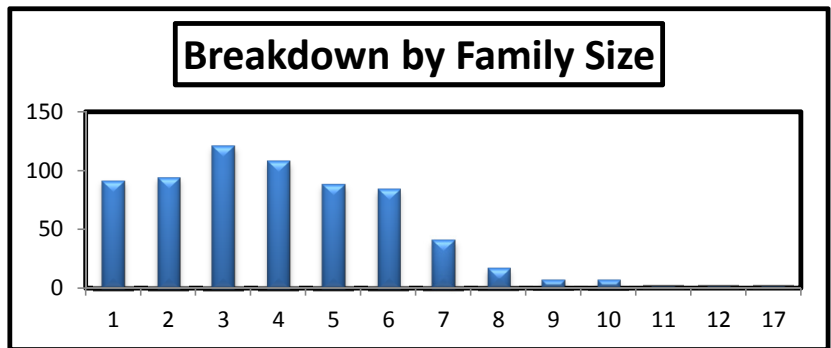
a. Age and gender Breakdown

		Malian					Nigerien				
		0-4	5-11	12-17	18-59	>60	0-4	5-11	12-17	18-59	>60
<b>TABAREYBAREY</b>	Male	227	412	98	422	19	3	7	6	9	3
	Female	243	419	113	585	26	4	4	2	11	1
	<b>Total</b>	<b>470</b>	<b>831</b>	<b>211</b>	<b>1007</b>	<b>45</b>	<b>7</b>	<b>11</b>	<b>8</b>	<b>20</b>	<b>4</b>



b. By family size

Size	Total	HH
1	91	14%
2	94	14%
3	121	18%
4	108	16%
5	88	13%
6	84	13%
7	41	6%
8	17	3%
9	7	1%
10	7	1%
11	1	0%
12	1	0%
17	1	0%
<b>Grand Total</b>	<b>661</b>	<b>100%</b>



b. By Place of habitual residence

	Malian HH		Nigerien HH		Grand Total	
ASONGO	320	49%	1	9%	321	49%
OUATTAGOUNA	97	15%	1	9%	98	15%
TINAHANA	77	12%	0	0%	77	12%
TAMAKAZA	58	9%	7	64%	65	10%
OTHERS	98	15%	2	18%	100	15%
<b>Grand Total</b>	<b>650</b>	<b>100%</b>	<b>11</b>	<b>100%</b>	<b>661</b>	<b>100%</b>

