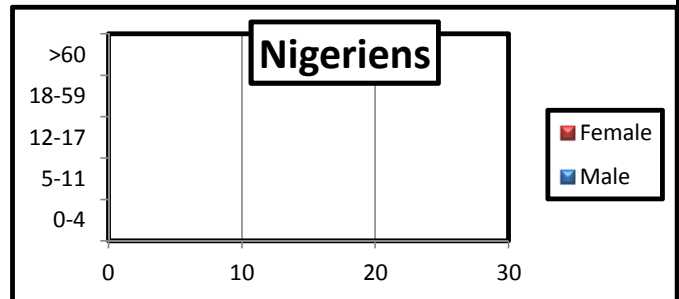
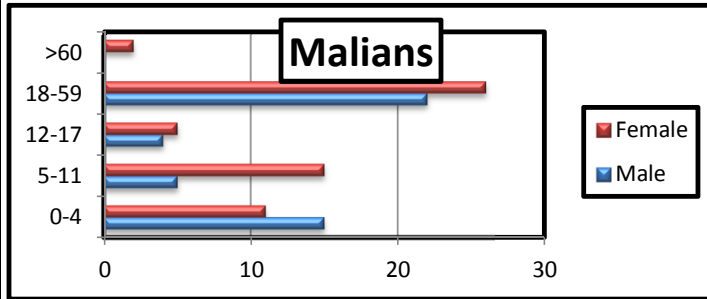


Profile of the registered population

	Level 1 registration			un-registered		
	Malian	Nigerien	Total	Malian	Nigerien	Total
<b>TIBIRGALENE</b>	<b>39</b>	<b>105</b>	<b>39</b>	<b>105</b>		

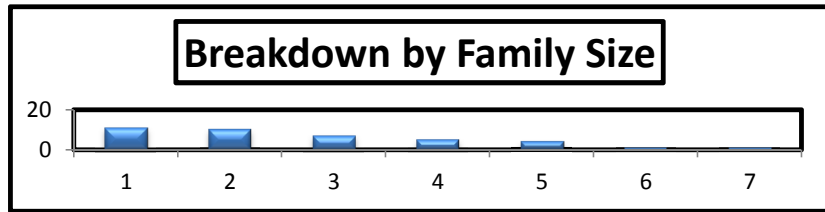
a. Age and gender Breakdown

		Malian					Nigerien				
		0-4	5-11	12-17	18-59	>60	0-4	5-11	12-17	18-59	>60
<b>TIBIRGALENE</b>	Male	15	5	4	22	0					
	Female	11	15	5	26	2					
	<b>Total</b>	<b>26</b>	<b>20</b>	<b>9</b>	<b>48</b>	<b>2</b>					



b. By family size

Size	Total HH	%
1	11	28%
2	10	26%
3	7	18%
4	5	13%
5	4	10%
6	1	3%
7	1	3%
<b>Grand Total</b>	<b>39</b>	<b>100%</b>



b. By Place of habitual residence

	Malian HH	Nigerien HH	Grand Total
ANSONGO	37	95%	37
OTHERS	2	5%	2
<b>Grand Total</b>	<b>39</b>	<b>100%</b>	<b>39</b>

