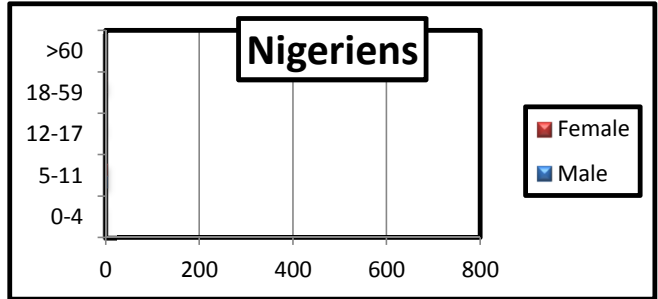
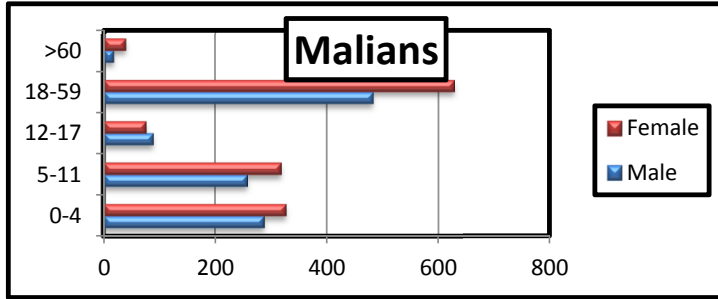


Profile of the registered population

	Level 1 registration					un-registered		
	Malian		Nigerien		Total	Malian	Nigerien	Total
TIGZEFAN	702	2516	4	24	706	2540		

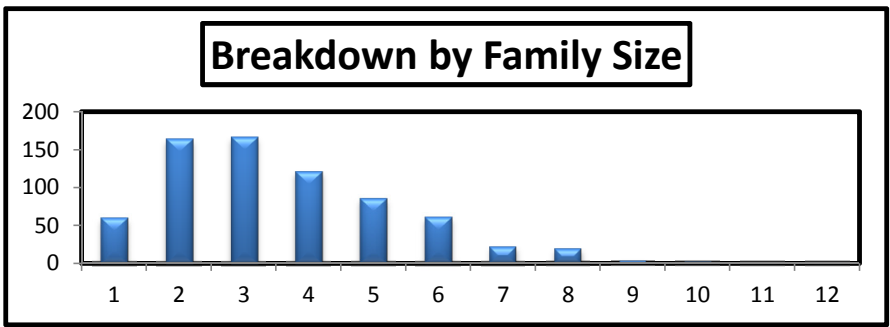
a. Age and gender Breakdown

		Malian					Nigerien				
		0-4	5-11	12-17	18-59	>60	0-4	5-11	12-17	18-59	>60
TIGZEFAN	Male	287	257	88	482	17	3	5	1	1	1
	Female	326	317	75	628	39	2	5	2	4	0
	Total	613	574	163	1110	56	5	10	3	5	1



b. By family size

Size	Total	HH
1	60	8%
2	164	23%
3	167	24%
4	121	17%
5	85	12%
6	61	9%
7	22	3%
8	19	3%
9	3	0%
10	2	0%
11	1	0%
12	1	0%
Grand Total	706	100%



b. By Place of habitual residence

	Malian HH		Nigerien HH		Grand Total	
MENAKA	557	79%	2	50%	559	79%
OTHERS	145	21%	2	50%	147	21%
Grand Total	702	100%	4	100%	706	100%

