

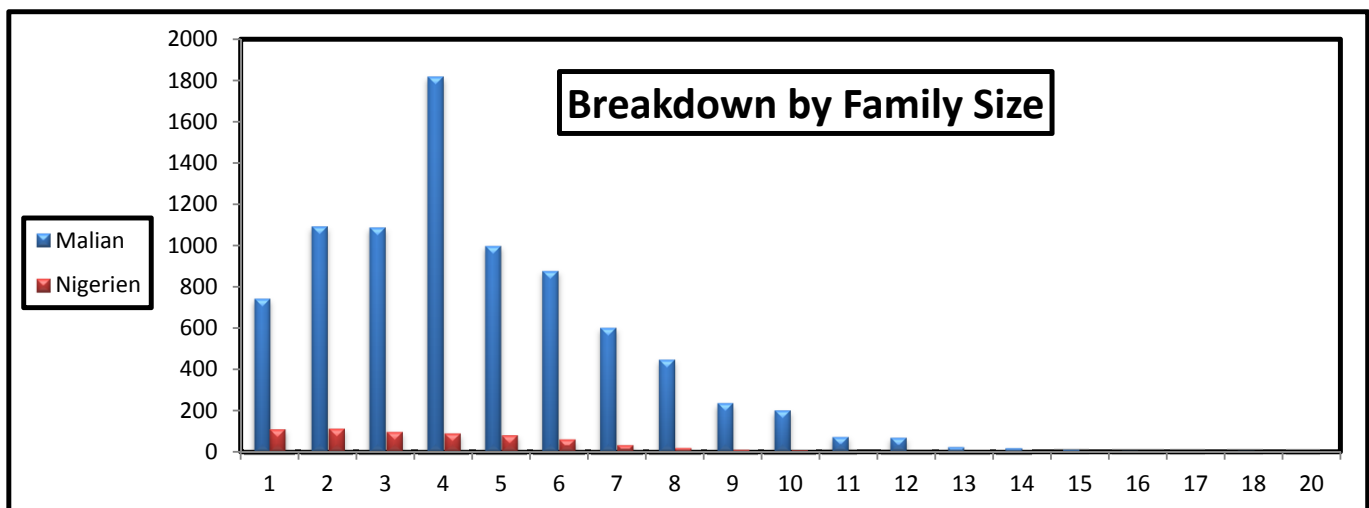
**1. Registration progress**

		Level 1 registration						un-registered					
		Malian		Nigerien		Total		Malian		Nigerien		Total	
		HH	IND	HH	IND	HH	IND	HH	IND	HH	IND	HH	IND
AYOROU	GAOUEL	573	2479	81	322	654	2801						
	INTADABDAB	87	492	0	0	87	492						
	MBEIDOUN	124	382	175	590	299	972						
	TABAREYBAREY	650	2564	11	50	661	2614	134	217			134	217
	TIBIRGALENE	39	105	0	0	39	105						
	TINFAGAT	224	678	0	0	224	678						
OUALLAM	BANIBANGOU	41	128	0	0	41	128						
	CHINEGODRAR	0	0	39	148	39	148						
	MANGAIZE	675	2422	247	924	922	3346						
ABALA	ABALA	1988	10390	54	261	2042	10651						
	KIZAMOU	23	103	8	36	31	139						
	MIEL	422	1268	28	120	450	1388						
	TIGZEFAN	702	2516	4	24	706	2540						
TILLIA	AGANDO	2392	12862	7	38	2399	12900						
	CHINWARAN	435	2186	1	7	436	2193						
NIAMEY	NIAMEY							614	3567			614	3567
	<b>TOTAL</b>	<b>8375</b>	<b>38575</b>	<b>655</b>	<b>2520</b>	<b>9030</b>	<b>41095</b>	<b>748</b>	<b>3784</b>			<b>748</b>	<b>3784</b>
<b>Grand total</b>												<b>9778</b>	<b>44879</b>

**2. Profile of the registered population**

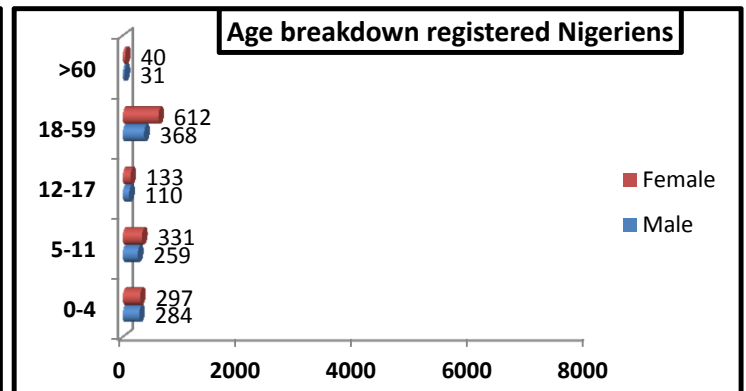
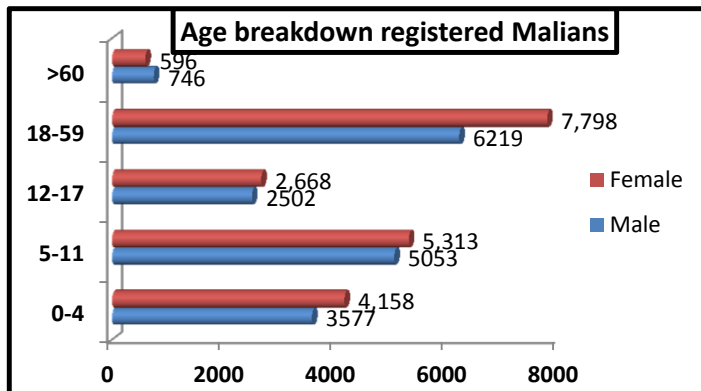
**a. By family size**

Family Size	Malian		Nigerien		Grand Total	
1	745	9%	113	17%	858	10%
2	1094	13%	116	18%	1210	13%
3	1089	13%	100	15%	1189	13%
4	1823	22%	93	14%	1916	21%
5	998	12%	84	13%	1082	12%
6	879	11%	64	10%	943	10%
7	604	7%	36	5%	640	7%
8	448	5%	22	3%	470	5%
9	238	3%	13	2%	251	3%
10	203	2%	10	2%	213	2%
11	73	1%		0%	73	1%
12	70	1%	1	0%	71	1%
13	26	0%	2	0%	28	0%
14	21	0%		0%	21	0%
15	10	0%		0%	10	0%
16	4	0%	1	0%	5	0%
17	3	0%		0%	3	0%
18	4	0%		0%	4	0%
20	1	0%		0%	1	0%
<b>Grand Total</b>	<b>8333</b>	<b>100%</b>	<b>655</b>	<b>100%</b>	<b>8988</b>	<b>100%</b>



### a. Age and gender Breakdown

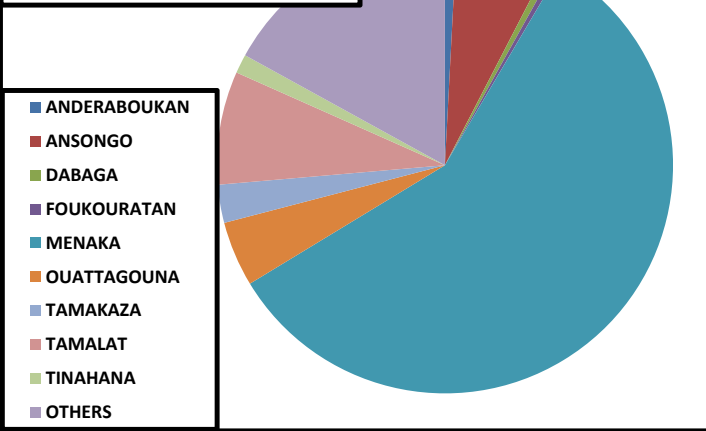
		Malian					Nigerien				
		0-4	5-11	12-17	18-59	>60	0-4	5-11	12-17	18-59	>60
ABALA	Male	1010	1440	750	1520	156	30	34	17	22	1
	Female	1243	1549	711	1951	60	35	50	21	48	3
	Total	2253	2989	1461	3471	216	65	84	38	70	4
AGANDO	Male	944	1536	1066	2204	458	7	4	3	7	0
	Female	1215	1586	1164	2369	320	2	3	1	11	0
	Total	2159	3122	2230	4573	778	9	7	4	18	0
BANIBANGOU	Male	19	16	6	12	3	0	0	0	0	0
	Female	18	10	13	29	2	0	0	0	0	0
	Total	37	26	19	41	5	0	0	0	0	0
CHINWAREN	Male	220	325	154	453	16	1	1	0	1	0
	Female	195	255	141	408	19	0	3	0	1	0
	Total	415	580	295	861	35	1	4	0	2	0
CHINEGODRAR	Male	0	0	0	0	0	16	19	8	23	4
	Female	0	0	0	0	0	22	22	12	22	0
	Total	0	0	0	0	0	38	41	20	45	4
GAOUEL	Male	247	359	111	240	21	37	34	11	34	5
	Female	299	448	149	549	56	45	43	22	87	4
	Total	546	807	260	789	77	82	77	33	121	9
INTADABDAB	Male	68	60	22	51	3	0	0	0	0	0
	Female	60	93	36	96	3	0	0	0	0	0
	Total	128	153	58	147	6	0	0	0	0	0
KAZIMOU	Male	18	12	10	19	1	3	7	2	5	0
	Female	7	12	5	17	2	4	5	0	9	1
	Total	25	24	15	36	3	7	12	2	14	1
MANGAIZE	Male	291	334	108	311	36	125	87	38	139	12
	Female	295	309	125	571	42	124	126	41	215	17
	Total	586	643	233	882	78	249	213	79	354	29
MBEIDOUN	Male	38	42	15	56	3	43	48	16	116	5
	Female	62	59	35	122	5	40	50	26	178	13
	Total	100	101	50	178	8	83	98	42	294	18
MIEL	Male	139	128	48	323	10	16	13	8	11	0
	Female	120	133	65	290	12	19	20	6	26	1
	Total	259	261	113	613	22	35	33	14	37	1
TABAREYBAREY	Male	227	412	98	422	19	3	7	6	9	3
	Female	243	419	113	585	26	4	4	2	11	1
	Total	470	831	211	1007	45	7	11	8	20	4
TIBIRGALENE	Male	15	5	4	22	0	0	0	0	0	0
	Female	11	15	5	26	2	0	0	0	0	0
	Total	26	20	9	48	2	0	0	0	0	0
TINFAGAT	Male	54	127	22	104	3	0	0	0	0	0
	Female	64	108	31	157	8	0	0	0	0	0
	Total	118	235	53	261	11	0	0	0	0	0
TIGZEFAN	Male	287	257	88	482	17	3	5	1	1	1
	Female	326	317	75	628	39	2	5	2	4	0
	Total	613	574	163	1110	56	5	10	3	5	1
TOTAL	Male	3577	5053	2502	6219	746	284	259	110	368	31
	Female	4158	5313	2668	7798	596	297	331	133	612	40
	Total	7735	10366	5170	14017	1342	581	590	243	980	71



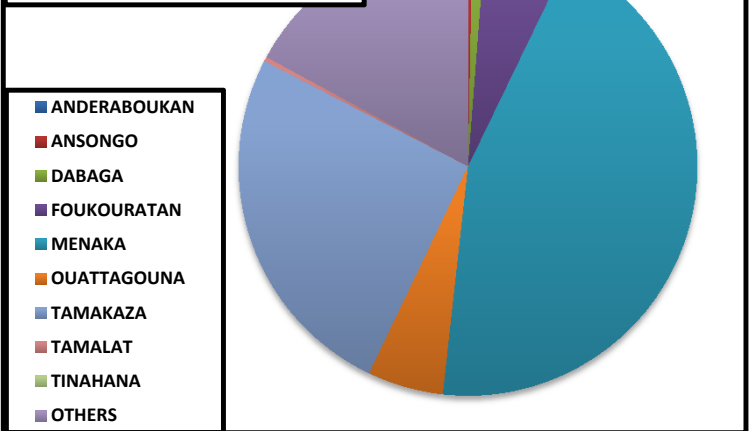
**b. By Place of habitual residence**

	Malian HH		Nigerien HH		Grand Total	
ANDERABOUKAN	69	1%		0%	69	1%
ANSONGO	563	7%	2	0%	565	6%
DABAGA	43	1%	6	1%	49	1%
FOUKOURATAN	32	0%	39	6%	71	1%
MENAKA	4819	58%	292	45%	5111	57%
OUATTAGOUNA	385	5%	35	5%	420	5%
TAMAKAZA	225	3%	167	25%	392	4%
TAMALAT	669	8%	2	0%	671	7%
TINAHANA	112	1%		0%	112	1%
OTHERS	1416	17%	112	17%	1528	17%
<b>Grand Total</b>	<b>8333</b>	<b>100%</b>	<b>655</b>	<b>100%</b>	<b>8988</b>	<b>100%</b>

**Place of Residence in CoO for Malian HH**



**Place of Residence in CoO for returning Nigerien HH**



**c. Arrival Trends**

Month	Count
January	4640
February	18155
March	8342
April	6096
May	3278
June	584
<b>Grand Total</b>	<b>41095</b>

