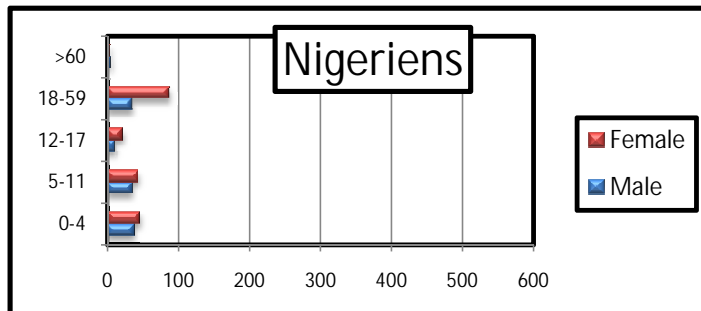
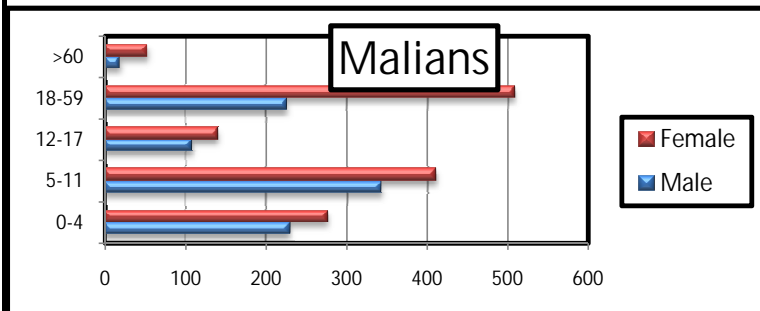


Profile of the registered population

	Level 1 registration					un-registered		
	Malian		Nigerien		Total	Malian	Nigerien	Total
GAOUEL	530	2313	81	322	611	2635		

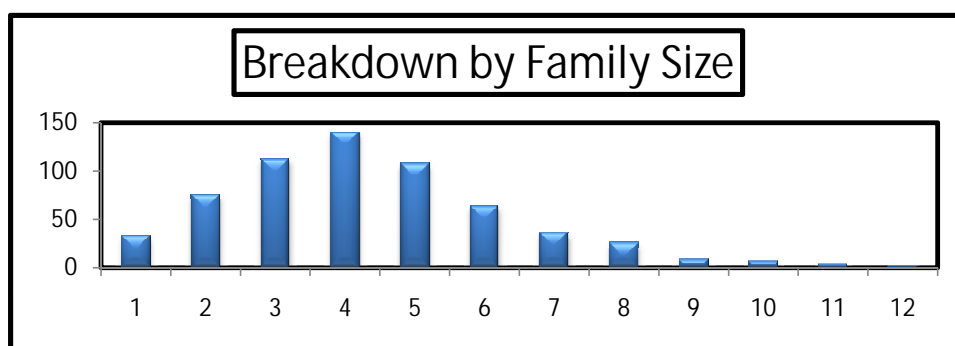
a. Age and gender Breakdown

		Malian					Nigerien				
		0-4	5-11	12-17	18-59	>60	0-4	5-11	12-17	18-59	>60
GAOUEL	Male	229	343	108	226	19	37	34	11	34	5
	Female	276	411	140	508	53	45	43	22	87	4
	Total	505	754	248	734	72	82	77	33	121	9



b. By family size

Size	Total HH	
1	33	5%
2	75	12%
3	112	18%
4	140	23%
5	107	18%
6	64	10%
7	36	6%
8	26	4%
9	8	1%
10	6	1%
11	3	0%
12	1	0%
Grand Total	611	100%



b. By Place of habitual residence

	Malian HH		Nigerien HH		Grand Total	
ANSONGO	131	25%	0%		131	21%
DABAGA	28	5%	0%		28	5%
OUATTAGOUNA	146	28%	1	1%	147	24%
SIRIDAN	39	7%	0%		39	6%
TAMAKAZA	95	18%	69	85%	164	27%
DABAGA	28	5%	0%		28	5%
KAROU	16	3%	0%		16	3%
BENTIA	17	3%	0%		17	3%
OTHERS	30	6%	11	14%	41	7%
Grand Total	530	100%	81	100%	611	100%

