




50,000refugees

Population Planning Figures for Niger in order to provide means for the Humanitarian communities to plan its activities pending the completion of the countrywide individual registration.This figure is a national estimate.

Strategic objectives 2013: EXTRACT

	Shelter	Shelter and infrastructure established, improved and maintained
	Nutrition	Nutritional well-being improved
	WASH	Supply of potable water increased or maintained

Current value

- ✔ 90% of refugees registered individually

✔ Office has a SOP for SGBV

✔ 2,100 kcal /person/day as food ration
- ✔ 50% of female members in camp management committees

✔ Hygienic kit distribution planned

63% of refugees in camps

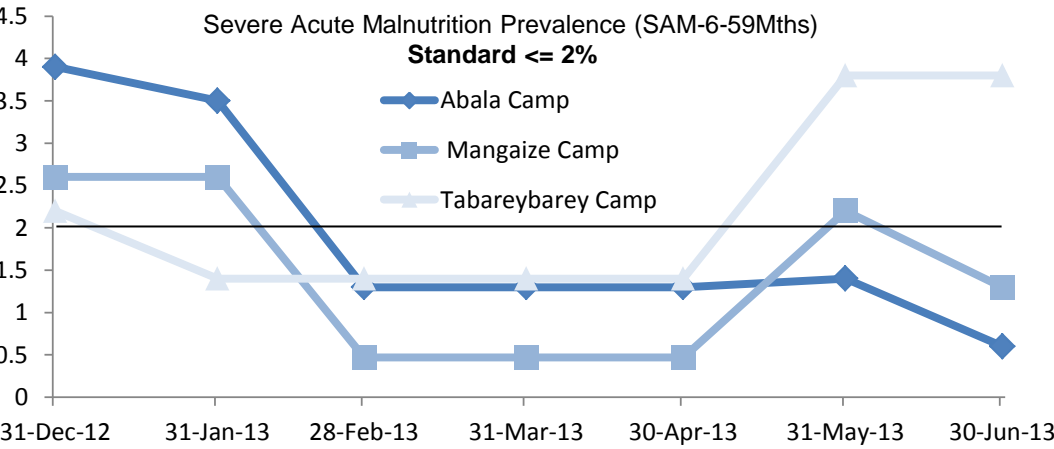
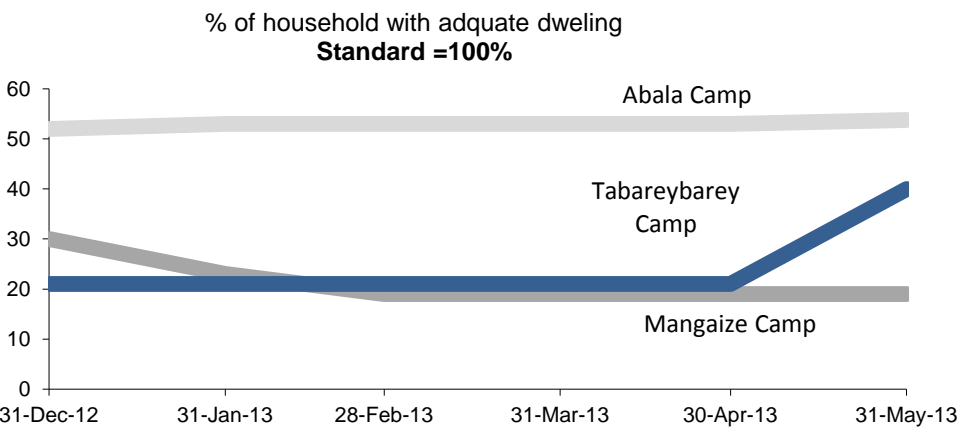
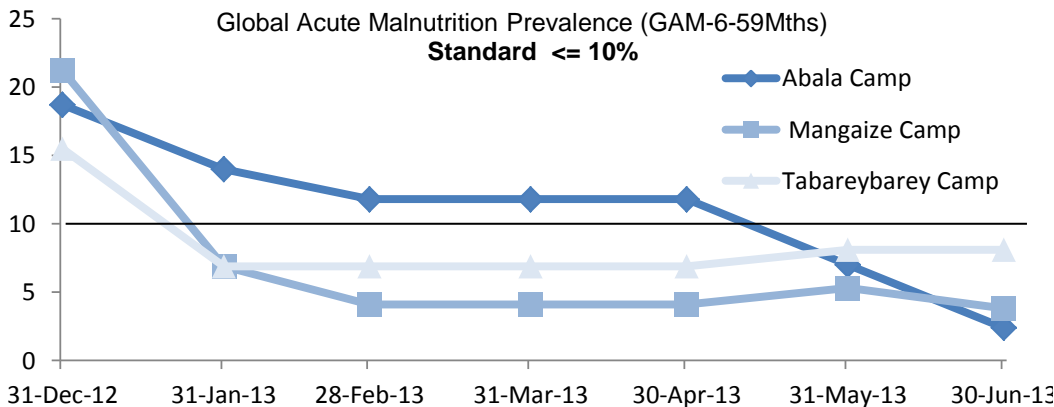
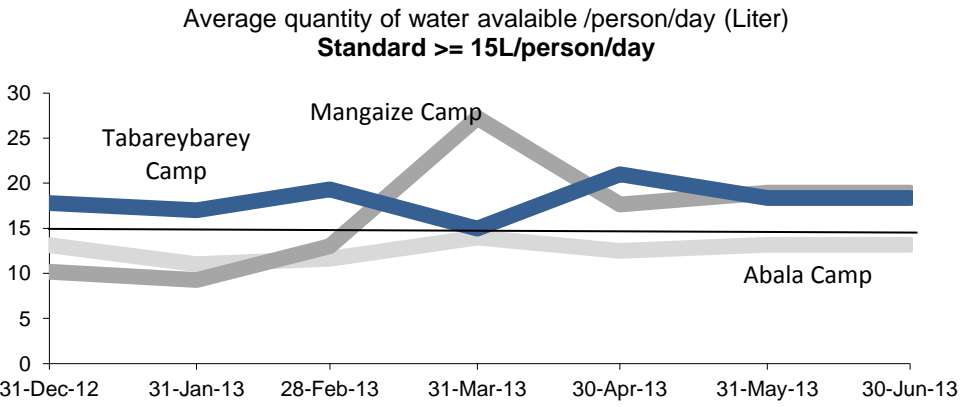
16% of refugees as urban
- ✔ No refugees and asylum-seekers refouled

✔ 100% of newborns issued a birth certificate

✔ 100% of persons with specific needs assisted

15% of refugees in "Zone d'accueil"

6% of refugees in sites



Sites localization

Notes:

Global Acute Malnutrition rate (GAM) and Severe Acute Malnutrition rate (SAM) are based on screening

The wet feeding program was launched in january 2013 in order to improve the nutritional well-being. The aim is to prevent acute malnutrition among children under five by ensuring everyday a minimum of 800 Kcal

Camp	Population	
	Malian	Returnees
Abala	12,943	766
Mangaize	7,153	1,712
Tabareybarey	8,726	345

As of 30 june 2013

