

Burundi Refugee Situation Statistics (as of 27 June 2015)

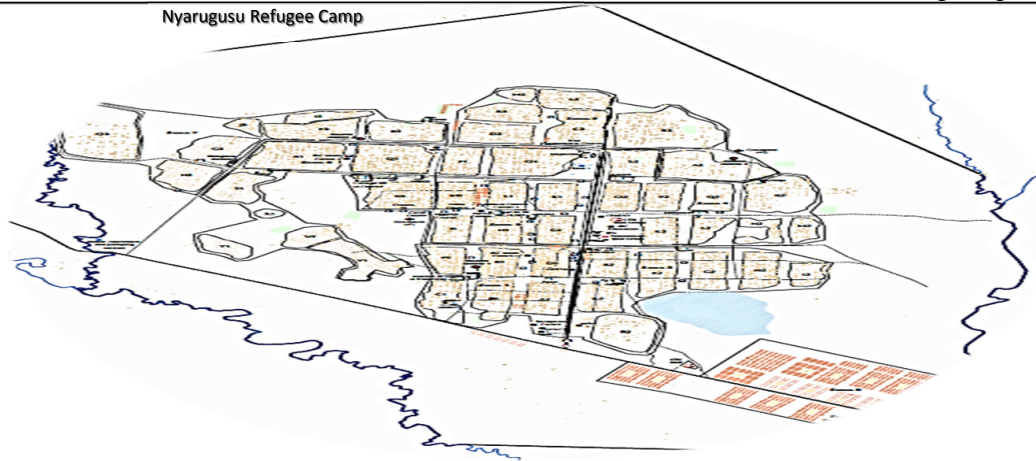
Arrivals by Age Cohort (ongoing Level 1 data entry)

Female	Age Cohort	Male
5,389	0-4	5,197
6,462	5-11	6,759
5,586	12-17	5,498
10,694	18-59	10,449
521	=>60	499
28,652	57,054	28,402

Arrivals in Camp: 25-Jun-2015

From (Location)	Total
Kagunga	110
Kibirizi	42
Manyovu	985
Kasanda	3
Kilelema	90
Bukiriro	106
Total	1,336

Nyarugusu Refugee Camp



Arrivals in Nyarugusu by Entry/Reception Point

Entry/Reception Point	Total	% of Total Pop
Kagunga	35,270	56.0%
Manyovu	8,794	14.0%
Lumasi (Ngara)	2,962	4.7%
Kibirizi	2,043	3.2%
Police Depot (Nyarugusu)	1,755	2.8%
Kilelema	2,153	3.4%
Kigadye	1,460	2.3%
Mnanila	1,431	2.3%
Ilagala	952	1.5%
Kibondo	841	1.3%
Erushingo	812	1.3%
Nyarugusu Village	662	1.1%
Migongo	696	1.1%
Kitanga	625	1.0%
Biharu	605	1.0%
Bukiriro	422	0.7%
Mkatanga	315	0.5%
Kitambuka	309	0.5%
Mukarazi	127	0.2%
Nagwijima	78	0.1%
Nyakasanda	78	0.1%
Mabamba	48	0.1%
Kibande	46	0.1%
Katanga (Kibondo)	268	0.4%
Nyamgali	40	0.1%
Kasulu	38	0.1%
Makere	38	0.1%
Rugenge	25	0.0%
Magunzu	21	0.0%
Kiziguzi	20	0.0%
Nyakanazi	20	0.0%
Nyarubanda	15	0.0%
Nyachenda	11	0.0%
Muhange	10	0.0%
Minyima	9	0.0%
Dar es Salaam	7	0.0%
Kasanda	9	0.0%
Kazilaruinda	6	0.0%
Mkarazi	4	0.0%
Bunyambe	2	0.0%
Kibuye	1	0.0%
Shunga	1	0.0%
Total	63,029	100.0%

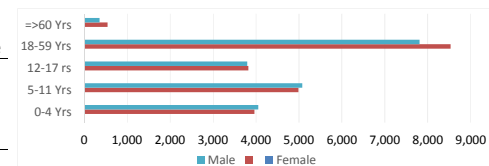
Key HH Reg Statistics

Average Household Size = 4.1
 Adult Pop of WOMEN = 50.6%
 Pop of CHILDREN = 61.1%
 Ratio of Males to Females = 99.1

Ongoing Biometric Registration Statistics

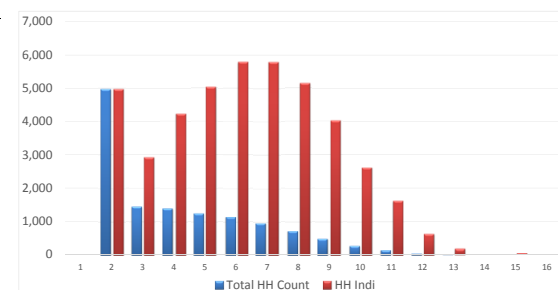
Age and Gender Breakdown

Age Cohort	Female	Male	Total	% Female
0-4 Yrs	3,963	4,052	8,015	49.4%
5-11 Yrs	4,988	5,076	10,064	49.6%
12-17 Yrs	3,821	3,794	7,615	50.2%
18-59 Yrs	8,528	7,806	16,334	52.2%
=>60 Yrs	544	356	900	60.4%
Total	21,844	21,084	42,928	50.9%



Household Size count

HH Size	Total HH Count	% of Total HH	HH Indi
1	4,963	38.3%	4,963
2	1,454	11.2%	2,908
3	1,407	10.9%	4,221
4	1,255	9.7%	5,020
5	1,155	8.9%	5,775
6	965	7.4%	5,790
7	733	5.7%	5,131
8	502	3.9%	4,016
9	291	2.2%	2,619
10	162	1.2%	1,620
11	57	0.4%	627
12	14	0.1%	168
13	1	0.0%	13
14	3	0.0%	42
15	1	0.0%	15
Total	12,963	100.0%	42,928



Average HH Siz 3.3
 Average HH size ex 5
 Ratio of Males to Females =
 Child-Woman Ratio =
 Age-dependency Ratio =

Total Nyarugusu Camp Persons of Concern

Origin	Pre-Influx	Influx	Total	% of Camp Pop
Burundi	3,551	62,646	66,197	51.8%
Congo (DR)	61,043	381	61,424	48.1%
Rwanda	82	2	84	0.1%
Uganda	17		17	0.0%
Sudan	9		9	0.0%
Kenya	7		7	0.0%
Others	63		63	0.0%
Total	64,772	63,029*	127,801	100.0%

* - This figure does not include the old population of 31,000 Burundians residing in Kigoma and Katavi Regions [Breakdown: Kigoma = 22,000; Katavi = 8,830]
 Nyarugusu Refugee Camp(28 Sq. km) was established in 1996 to host refugees fleeing conflicts in the DRC.