

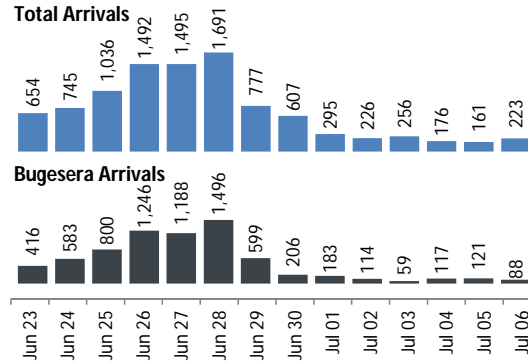
Burundian Refugees in Rwanda

Daily Statistics

Registered on 06 July 2015

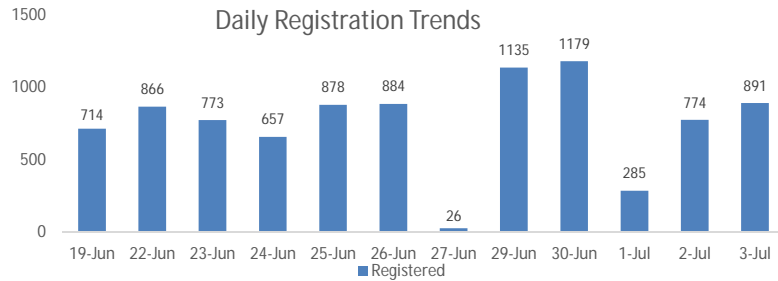
| | |
|--------------|----------|
| Kigali | - |
| Mahama | - |
| Nyagatare | - |
| Total | - |

| Camp / Reception Centre Population | | |
|------------------------------------|---------------|---------------|
| Bugesera* | 12,709 | 3,893 |
| Nyanza* | 882 | 221 |
| Nyagatare** | 598 | 241 |
| Mahama** | 29,504 | 12,171 |
| Kigali | 19,121 | 7,114 |
| Districts | 17 | |
| Total | 62,831 | 23,640 |



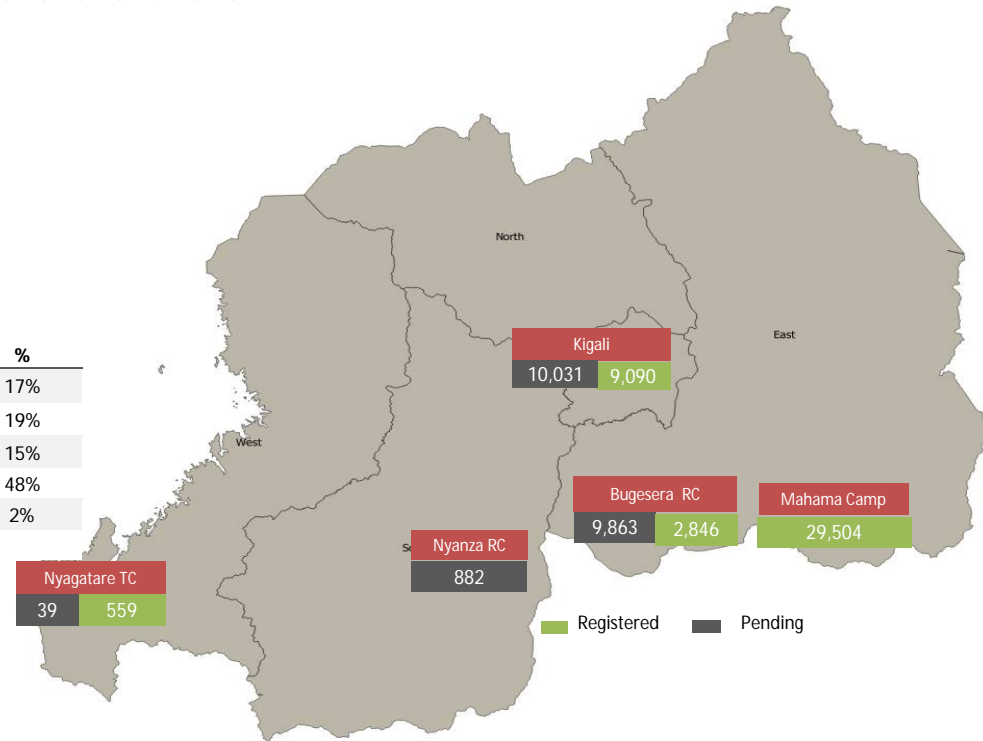
| | |
|---------------|-------------------|
| 62,831 | Total |
| 41,999 | Registered |
| 20,832 | Pending |

Nyanza Arrivals :5 Rusizi Arrivals: 8 Mahama Arrivals: 122
17 individuals pending transportation from districts to reception centers.



Breakdown of Registered Population

| Area of Origin | Age Cohort | Female | Male | Total | % |
|----------------|---------------|---------------|---------------|---------------|-----|
| Bubanza | 0 - 4 years | 3,463 | 3,566 | 7,029 | 17% |
| Bujumbura | 5 - 11 years | 3,923 | 3,967 | 7,890 | 19% |
| Mwaro | 12 - 17 years | 3,060 | 3,274 | 6,334 | 15% |
| Cibitoke | 18 - 59 years | 10,595 | 9,399 | 19,994 | 48% |
| Karuzi | 60 + years | 511 | 241 | 752 | 2% |
| Kayanza | Total | 21,552 | 20,447 | 41,999 | |
| Kirundo | | | | | |
| Muyinga | | | | | |
| Ngozi | | | | | |
| Others | | | | | |
| Total | | | | | |



*Source: MIDIMAR Camp Manager

** Figures represent where individuals were registered but not necessarily their current physical location.

Individuals pending in Bugesera have undergone level 1 biometric registration

For more information please visit our website: <http://data.unhcr.org/burundi/country.php?id=182>