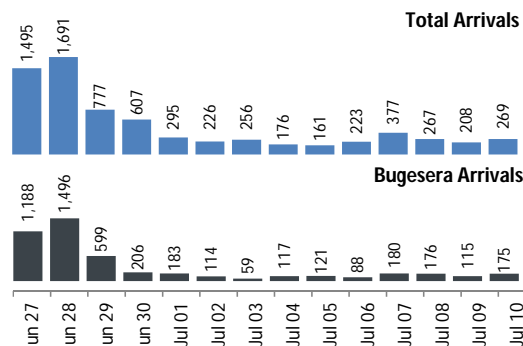


### Daily Statistics

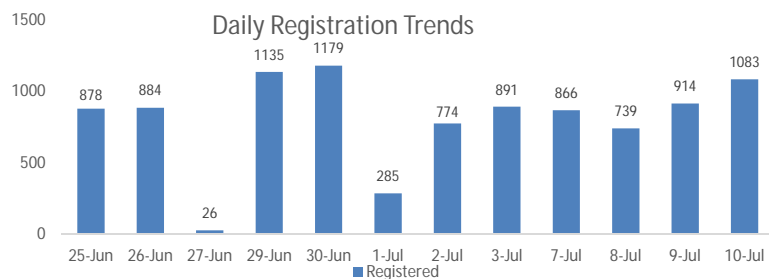
Registered on 10 July 2015	
Kigali	353
Mahama	72
Nyagatare	27
Huye	631
<b>Total</b>	<b>1,083</b>

Camp / Reception Centre Population		
Bugesera*	13,355	4,048
Nyanza*	983	241
Nyagatare**	677	272
Mahama**	29,875	12,447
Kigali	20,769	7,360
Huye	2,491	625
Districts	2	
<b>Total</b>	<b>68,152</b>	<b>24,993</b>



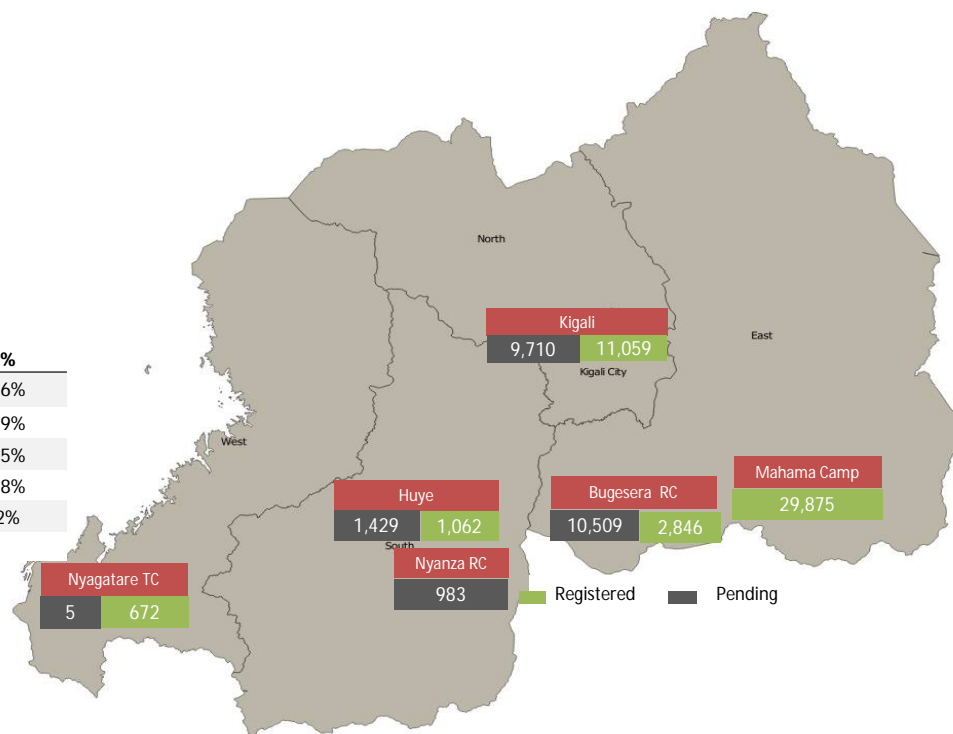
<b>68,152</b>	<b>Total</b>
<b>45,514</b>	Registered
<b>22,638</b>	Pending

Nyanza Arrivals :15 Rusizi Arrivals:19 Mahama Arrivals: 60



### Breakdown of Registered Population

Area of Origin	Registered	Age Cohort	Female	Male	Total	%
Bubanza	182	0 - 4 years	3,487	3,978	7,465	16%
Bujumbura	13,875	5 - 11 years	4,297	4,305	8,602	19%
Mwaro	322	12 - 17 years	3,329	3,558	6,887	15%
Cibitoke	287	18 - 59 years	11,550	10,212	21,762	48%
Karuzi	671	60 + years	543	255	798	2%
Kayanza	397	<b>Total</b>	<b>23,206</b>	<b>22,308</b>	<b>45,514</b>	
Kirundo	21,878					
Muyinga	2,902					
Ngozi	1,331					
Others	3,669					
<b>Total</b>	<b>45,514</b>					



\*Source: MIDIMAR Camp Manager

\*\* Figures represent where individuals were registered but not necessarily their current physical location.

Individuals pending in Bugesera have undergone level 1 biometric registration

For more information please visit our website: <http://data.unhcr.org/burundi/country.php?id=182>