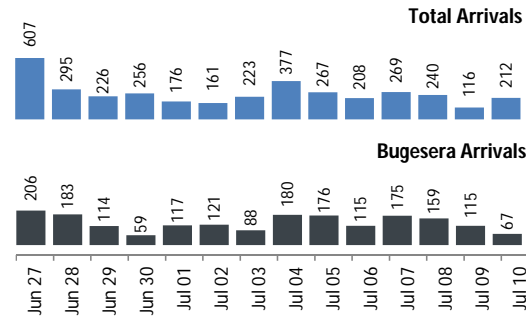


### Daily Statistics

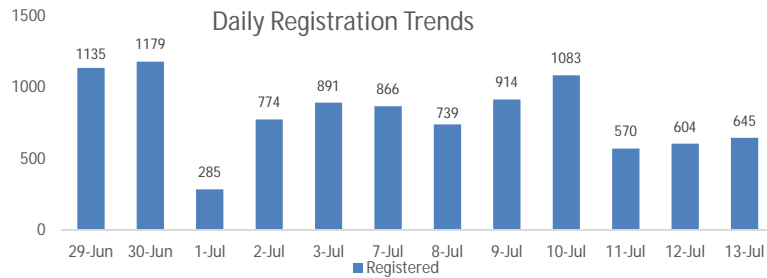
Registered on 13 July 2015	
Kigali	626
Mahama	-
Nyagatare	19
<b>Total</b>	<b>645</b>

Camp / Reception Centre Population		
Bugesera*	13,696	4,135
Nyanza*	1,021	256
Nyagatare**	702	279
Mahama**	29,875	12,447
Kigali	21,138	7,371
Huye	2,233	628
<b>Districts</b>		
<b>Total</b>	<b>68,665</b>	<b>25,116</b>



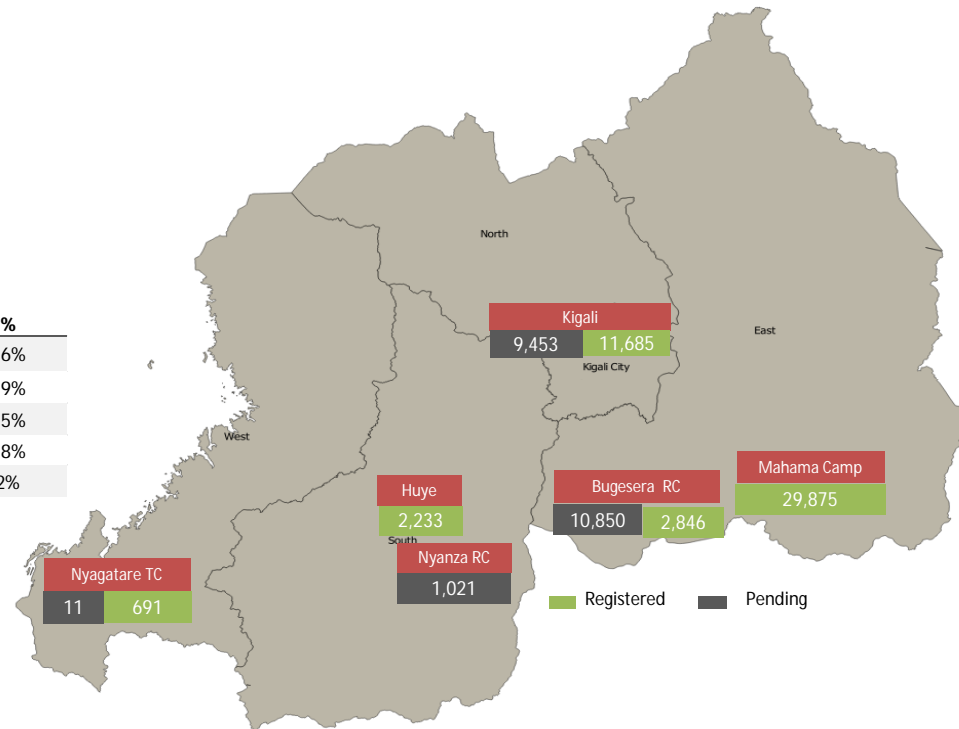
Total	Registered	Pending
<b>68,665</b>		
	<b>47,330</b>	
		<b>21,335</b>

Nyanza Arrivals :21 Rusizi Arrivals:25 Mahama Arrivals: 99



### Breakdown of Registered Population

Area of Origin	Registered	Age Cohort			
		Female	Male	Total	%
Bubanza	208	0 - 4 years			
Bujumbura	15,337	3,618	4,123	7,741	16%
Mwaro	322	5 - 11 years			
Cibitoke	307	4,483	4,502	8,985	19%
Karuzi	672	12 - 17 years			
Kayanza	421	3,495	3,675	7,170	15%
Kirundo	21,923	18 - 59 years			
Muyinga	2,905	12,085	10,539	22,624	48%
Ngozi	1,429	60 + years			
Others	3,806	549	261	810	2%
<b>Total</b>	<b>47,330</b>	<b>24,230</b>	<b>23,100</b>	<b>47,330</b>	



\*Source: MIDIMAR Camp Manager  
 \*\* Figures represent where individuals were registered but not necessarily their current physical location.  
 Individuals pending in Bugesera have undergone level 1 biometric registration  
 For more information please visit our website: <http://data.unhcr.org/burundi/country.php?id=182>