



On 10-Aug-2015

263	Inds Arrived (new) in Country
307	Inds Biometrically Registered
70	Inds Reg'd (Household Level)

Indi/HH in Camp/Transit/Reception Centers

		
Nyarugusu Camp	84,406	32,054
Manyovu RC	-	-
Lumasi TC	168	57
Kagunga/Other RC	93	41
Total	84,667	32,152

261 Individuals are in RC/TC Pending Relocation to Camp

Areas of Origin

Province	Female	Male	Total
Makamba	24,752	22,723	47,475
Bururi	5,629	5,348	10,977
Muyinga	2,332	2,026	4,358
Rutana	2,095	2,073	4,168
Ruyigi	1,101	1,412	2,513
Bujumbura Mairie	1,147	1,321	2,468
Bujumbura Rural	1,054	1,055	2,109
Gitega	788	979	1,767
Kirundo	732	754	1,486
Karuzi	480	842	1,322
Cankuzo	630	645	1,275
Ngozi	309	275	584
Cibitoke	164	185	349
Bubanza	165	161	326
Kayanza	131	148	279
Muramvya	109	137	246
Sud Kivu (ADM1)	82	107	189
Mwaro	61	67	128
Nord Kivu	11	9	20
Katanga	4	3	7
Butare	3		3
Kasai Oriental		1	1
Lindi	1		1
Kibungo	1		1
Katanga		1	1
Bas Congo	1		1
Total	41,782	40,272	82,054
	50.9%	49.1%	

Age & Gender Breakdown

Age Cohort	Female	Male	Total
0-4 Yrs	7,737	7,920	15,657
5-11 Yrs	9,564	9,594	19,158
12-17 rs	6,993	6,845	13,838
18-59 Yrs	16,473	15,163	31,636
=>60 Yrs	1,015	750	1,765
Total	41,782	40,272	82,054
	50.9%	49.1%	

Camp Population

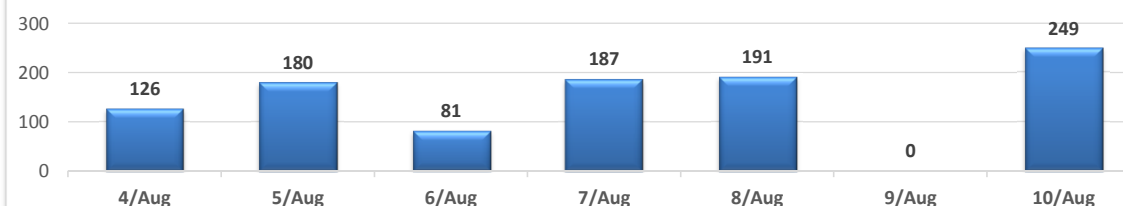
Origin	Pre-Influx	Influx	Total	%
Burundi	3,298	83,322	86,620	57.6%
Congo (DR)	62,479	1,076	63,555	42.3%
Rwanda	83	8	91	0.1%
Uganda	18		18	0.0%
Sudan	9		9	0.0%
Kenya	7		7	0.0%
Others	63		63	0.0%
Total	65,957	84,406	150,363	



84,406	Total (Arrivals in Camp)
82,054	Registered (Biometrics)
2,352	Pending (Biometrics)

150,363	Camp Pop (Pre-Influx + Influx)
----------------	---------------------------------------

Arrivals in Camp (last 7 days)



Arrivals in Camp by Week

