



### Daily Statistics

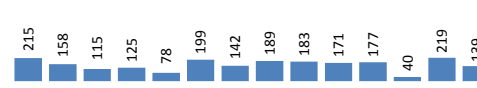
Registered on 25 August 2015 

Mahama	734
Bugesera	-
Nyagatare	-
<b>Total</b>	<b>734</b>

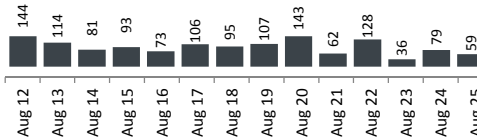
Camp / Reception Centre Population 

Bugesera*	8,111	1,294
Nyanza*	152	58
Nyagatare**	580	215
Mahama**	42,330	17,601
Kigali	21,389	8,834
Huye	2,765	872
<b>Total</b>	<b>75,327</b>	<b>28,874</b>

Total Arrivals

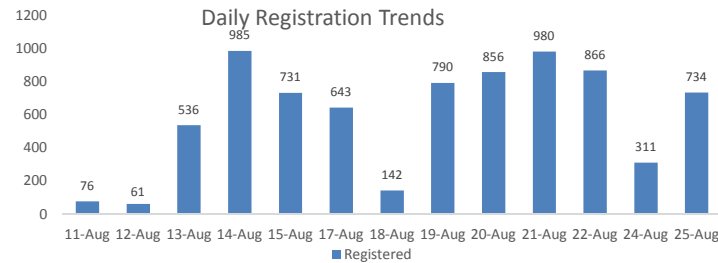


Bugesera Arrivals



	<b>75,327</b>	Total
	<b>66,420</b>	Registered
	<b>8,907</b>	Pending

Nyanza Arrivals : 0 Rusizi Arrivals: 0 Mahama Arrivals : 80

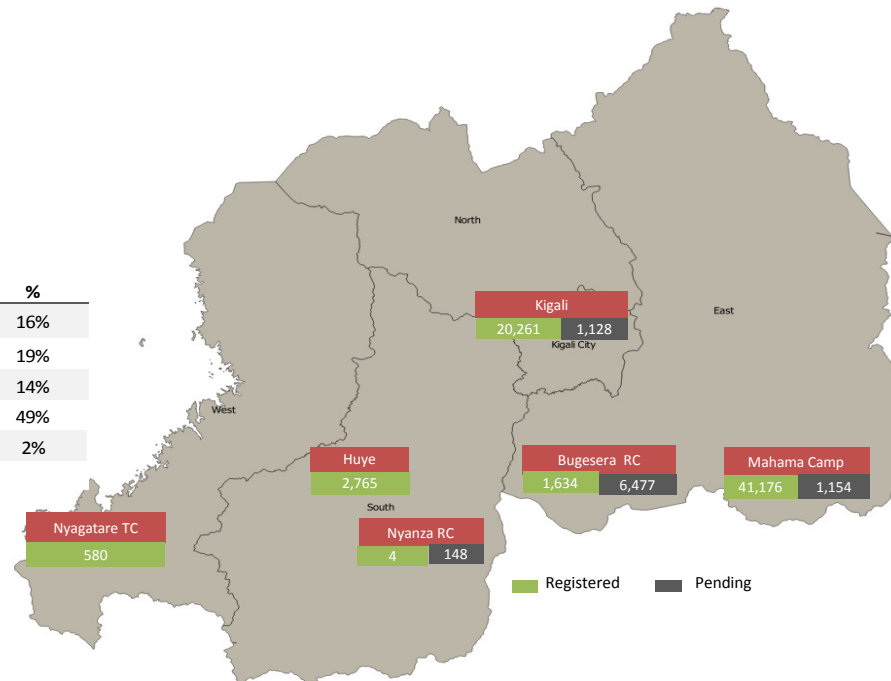


Area of Origin

Kirundo	28,905
Bujumbura	23,113
Muyinga	4,831
Ngozi	2,412
Karuzi	1,013
Kayanza	697
Cibitoke	455
Bubanza	375
Gitega	344
Mwaro	323
Others	3,952
<b>Total</b>	<b>66,420</b>

Age Cohort

Age Cohort	Female	Male	Total	%
0 - 4 years	5,310	5,483	10,793	16%
5 - 11 years	6,276	6,200	12,476	19%
12 - 17 years	4,567	4,671	9,238	14%
18 - 59 years	17,088	15,688	32,776	49%
60 + years	834	303	1,137	2%
<b>Total</b>	<b>34,075</b>	<b>32,345</b>	<b>66,420</b>	



\*Source: MIDIMAR Camp Manager

\*\* Figures represent where individuals were registered but not necessarily their current physical location. Individuals pending in Bugesera have undergone level 1 biometric registration

For more information please visit our website: <http://data.unhcr.org/burundi/country.php?id=182>