

### Daily Statistics

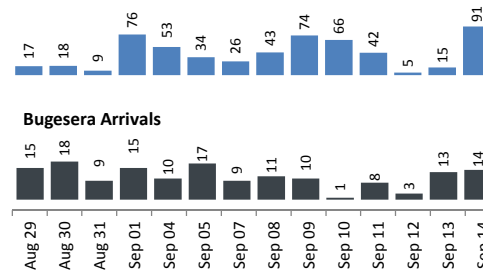
Registered on 14 September 2015

Mahama	46
Kigali	-
Nyagatare	-
<b>Total</b>	<b>46</b>

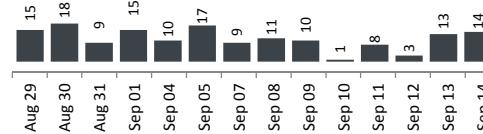
Camp / Reception Centre Population

Bugesera**	1,786	980
Nyanza*	262	127
Nyagatare**	568	235
Mahama**	43,716	18,064
Kigali	21,581	9,017
Huye	2,798	880
<b>Total</b>	<b>70,711</b>	<b>29,303</b>

Total Arrivals

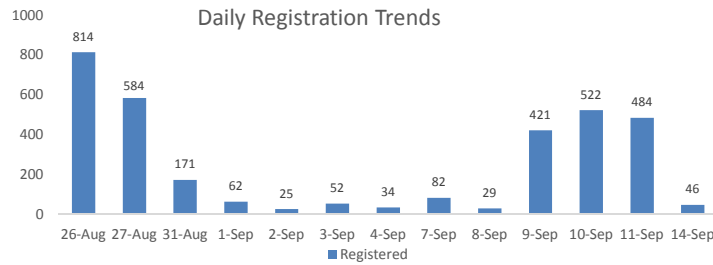


Bugesera Arrivals



	<b>70,711</b>	<b>Total</b>
	<b>70,046</b>	Registered L2
	<b>665</b>	Registered L1

Nyanza Arrivals : 10 Mahama Arrivals : 67 Rusizi Arrivals : 0

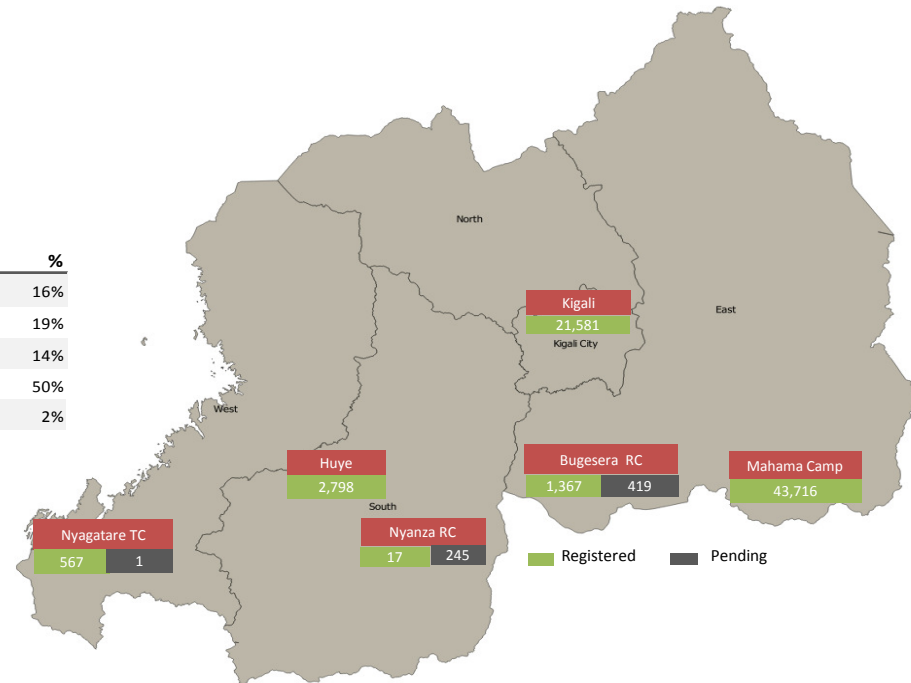


Area of Origin

Kirundo	30,278
Bujumbura	24,615
Muyinga	5,175
Ngozi	2,522
Karuzi	1,082
Kayanza	725
Cibitoke	481
Bubanza	390
Gitega	371
Mwaro	325
Others	4,082
<b>Total</b>	<b>70,046</b>

Age Cohort

Age Cohort	Female	Male	Total	%
0 - 4 years	5,550	5,773	11,323	16%
5 - 11 years	6,550	6,512	13,062	19%
12 - 17 years	4,727	4,865	9,592	14%
18 - 59 years	17,933	16,803	34,736	50%
60 + years	922	411	1,333	2%
<b>Total</b>	<b>35,682</b>	<b>34,364</b>	<b>70,046</b>	



\*Source: MIDIMAR Camp Manager

\*\* Figures represent where individuals were registered but not necessarily their current physical location. Individuals in Bugesera and Nyanza RCs have undergone level 1 biometric registration

For more information please visit our website: <http://data.unhcr.org/burundi/country.php?id=182>