

Sunday 8th November 2015

# Burundian Refugees in Rwanda



## Daily Statistics

Registered on 8th November 2015

Mahama	-
Kigali	-
Nyagatare	-
<b>Total</b>	-

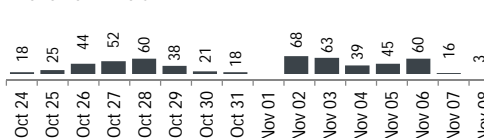
Camp / Reception Centre Population

Bugesera*	353	116
Nyanza*	145	41
Nyagatare*	111	56
Mahama*	45,440	18,569
Kigali	21,888	9,154
Huye	2,943	947
<b>Total</b>	<b>70,880</b>	<b>28,883</b>

### Total Arrivals



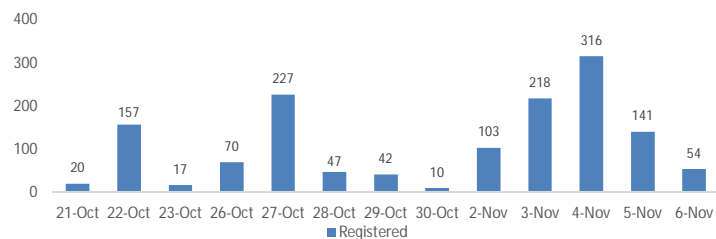
### Mahama Arrivals



<b>70,880</b>	<b>Total Active Refugees</b>
<b>70,382</b>	Registered L2
<b>498</b>	Registered L1
<b>6,696</b>	Temporarily Inactivated**
<b>77,576</b>	Active + Inactive Refugees

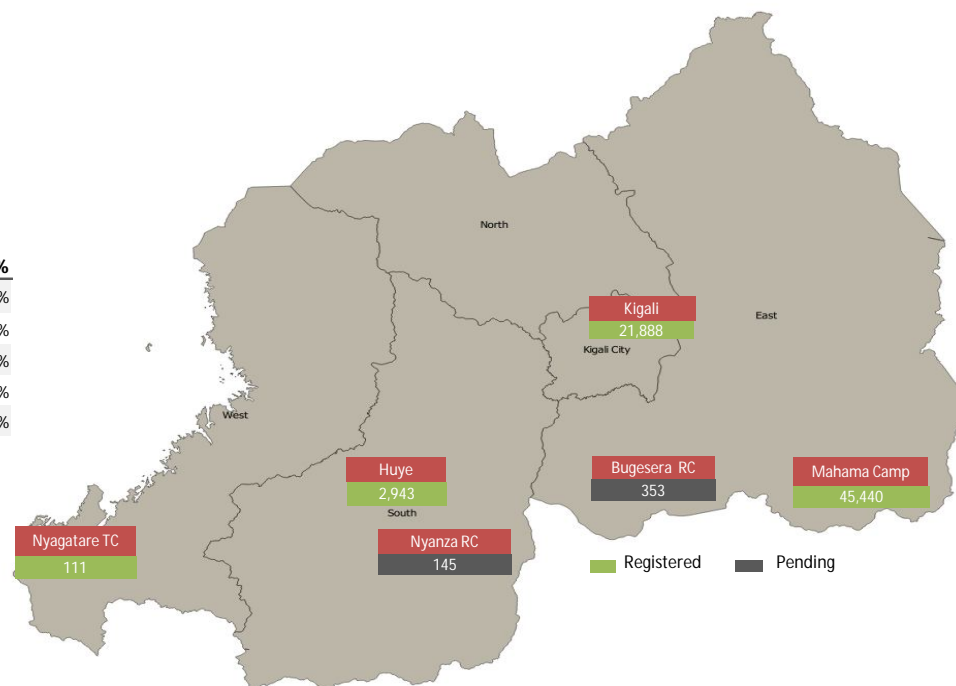
Nyanza Arrivals : 0 Bugesera Arrivals : 4 Rusizi Arrivals : 0

## Daily Registration Trends



Area of Origin	Age Cohort	Female	Male	Total	%
Kirundo	0 - 4 years	5,610	5,841	11,451	16%
Bujumbura	5 - 11 years	6,519	6,535	13,054	19%
Muyinga	12 - 17 years	4,713	4,765	9,478	13%
Ngozi	18 - 59 years	17,864	17,189	35,053	50%
Karuzi	60 + years	907	439	1,346	2%
Kayanza	<b>Total</b>	<b>35,613</b>	<b>34,769</b>	<b>70,382</b>	
Cibitoke					
Bubanza					
Gitega					
Mwaro					
Others					
<b>Total</b>				<b>70,382</b>	

Women and children make up 75% of the registered population



\*Source: MIDIMAR Camp Manager

\*\* Individuals who left the Reception/Transit centers without authorization and whose whereabouts are unknown. Individuals in Bugesera and Nyanza RCs have undergone level 1 biometric registration

For more information please visit our website: <http://data.unhcr.org/burundi/country.php?id=182>