

Age and Gender Breakdown by Location (Biometric Registered)

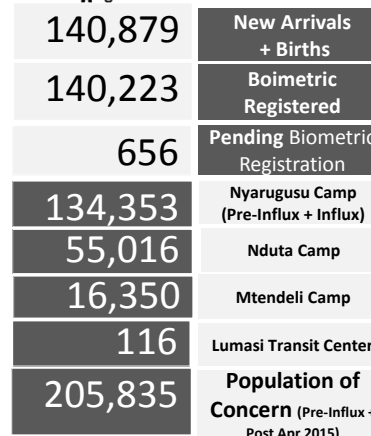
Age Cohort	Gender	Location			Total
		Mtendeli	Nduta	Nyarugusu	
0-4	Male	1,507	5,436	7,031	13,974
	Female	1,566	5,564	7,229	14,359
5-11	Male	1,868	6,119	6,991	14,978
	Female	1,902	6,638	6,645	15,185
12-17	Male	1,325	5,145	4,237	10,707
	Female	1,285	6,464	3,584	11,333
18-59	Male	3,202	8,550	15,431	27,183
	Female	3,160	9,988	16,506	29,654
=>60	Male	173	403	983	1,559
	Female	150	381	760	1,291
Total		16,138	54,688	69,397	140,223
Registered		4,337	19,337	17,384	

Average Household (HH) size = 3.4; Average HH Size excluding HH size 1 = 4



Population of Concern Distribution by Arrival Period

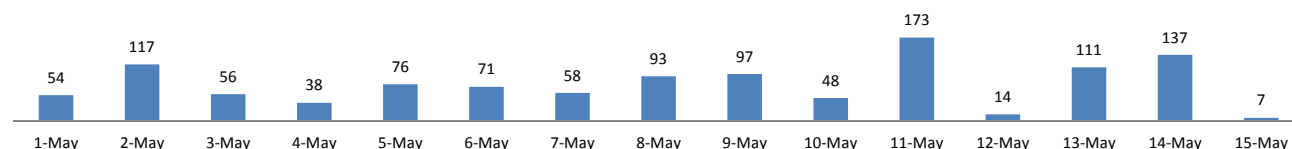
Origin Country	Pre-Influx Pop	Post April 2015 (Influx)								Population of Concern (Pre-Influx + Post April 2015)			
		Nyarugusu		Nduta		Mtendeli		Transit Center	Total Post April 2015 (Influx)				
	Arrivals	Births	Arrivals	Births	Arrivals	Births	Arrivals		Births	Arrivals	Births		
Burundi	2,830	64,803	2,155	54,252	764	16,105	245	116	135,276	3,164	138,440	141,270	68.6%
Congo (DR)	61,942	2,377	47						2,377	47	2,424	64,366	31.3%
Rwanda	79	14							14		14	93	0.0%
Uganda	17	1							1		1	18	0.0%
Sudan	9											9	0.0%
Kenya	13											13	0.0%
Others	66											66	0.0%
Total	64,956	67,195	2,202	54,252	764	16,105	245	116	137,668	3,211	140,879	205,835	100.0%
		69,397		55,016		16,350							



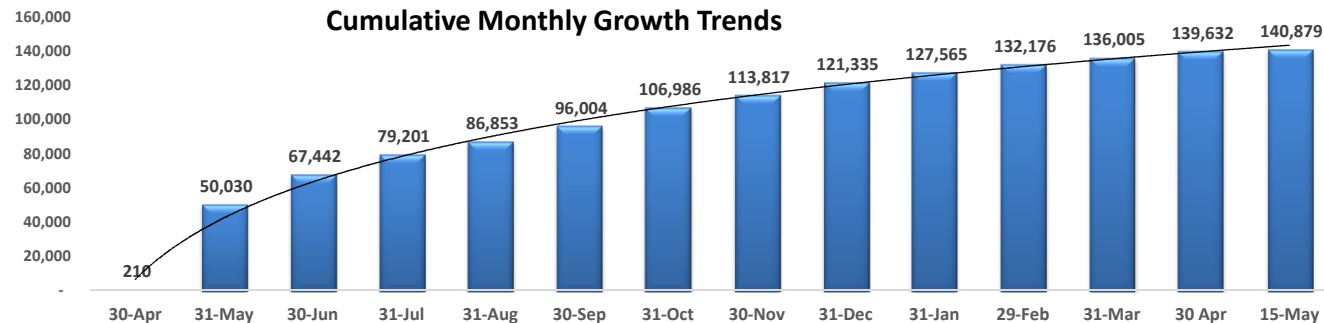
Areas of Origin (Biometric Registered)

Origin Country	Province	Male	Female	Total	%
Burundi	Makamba	30,199	29,529	59,728	43%
	Ruyigi	8,491	9,268	17,759	13%
	Bururi	6,897	7,173	14,070	10%
	Rutana	4,712	5,094	9,806	7%
	Muyinga	4,722	4,626	9,348	7%
	Bujumbura Mairie	1,992	2,499	4,491	3%
	Cankuzo	1,905	2,184	4,089	3%
	Gitega	1,656	2,198	3,854	3%
	Kirundo	1,697	1,768	3,465	2%
	Karuzi	1,284	2,118	3,402	2%
	Bujumbura Rural	1,564	1,664	3,228	2%
	Ngozi	838	881	1,719	1%
	Kayanza	361	386	747	1%
	Cibitoke	325	356	681	0%
Congo DR	Muramvya	244	365	609	0%
	Bubanza	264	314	578	0%
	Mwaro	87	122	209	0%
	Sud Kivu (ADM1)	1,028	1,133	2,161	2%
	Nord Kivu	109	106	215	0%
	Katanga	12	24	36	0%
Rwanda/Others	Kinshasha	2	5	7	0%
	Kasai Oriental	0	3	3	0%
	Bas Congo	1	1	2	0%
Uganda	Butare	11	3	14	0%
	Kibungo	0	1	1	0%
Others		1	1	1	0%
Total		68,401	71,822	140,223	100%

Arrivals this Month (excluding Births)



Cumulative Monthly Growth Trends



The current Burundi refugee situation in Tanzania began late April 2015. The months that followed saw significantly high number of persons of concern arriving in Tanzania, mainly through Kagunga, a tiny border village along Lake Tanganyika and other entry points in Kigoma region. The population was relocated to Nyarugusu camp, which was already host to 65,000 persons of concern, mainly DR Congolese. The camp quickly ran out of capacity to host the new population, prompting the opening of a new camp, Nduta, in Kibondo district on 07-Oct-2015. Nduta's capacity has been put at 60,000. Another camp, Mtendeli in Kakonko district, also began officially receiving refugees from Burundi on 14-Jan-2016. The two new camps will host Burundian refugees, while other nationals fleeing the Burundi situation, mostly DR Congolese will continue to be hosted in Nyarugusu.