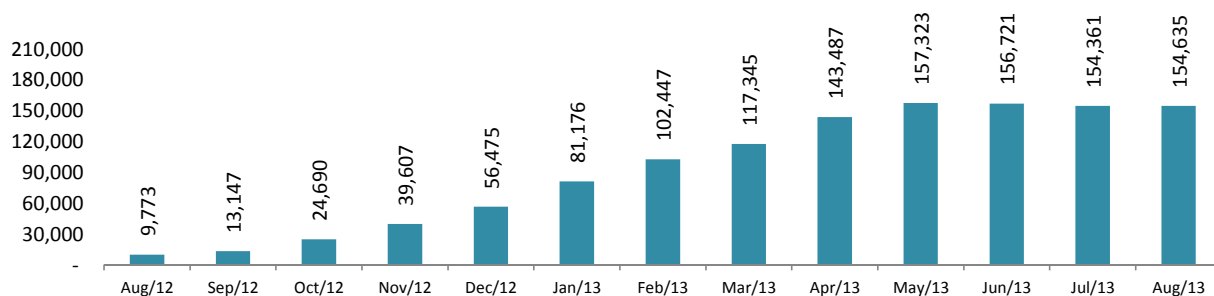


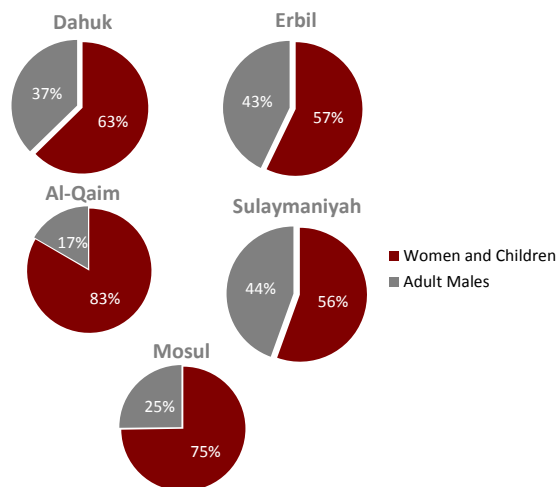
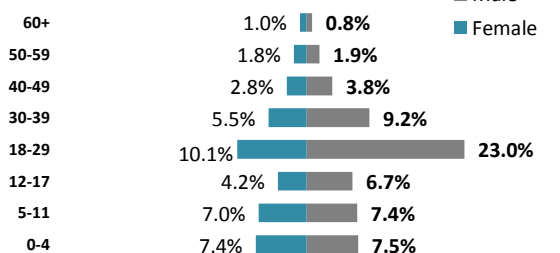
### UNHCR Registered

■ Total Active Syrians (as of the end of each month)

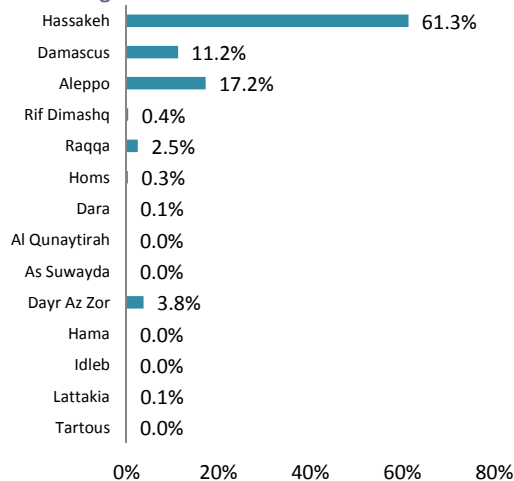


Demographic profile based on 154,635 proGres registered persons

### Demographic Breakdown



### Place of origin



### Location of the Registration



Governorate Persons Households % Total

Governorate	Persons	Households	% Total
Dahuk*	96,749	35,289	62.6%
Erbil	38,557	16,529	24.9%
Sulaymaniah	13,612	6,225	8.8%
Anbar	5,134	1,284	3.3%
Mosul	128	39	0.1%
Other	455	236	0.3%
<b>Total Iraq</b>	<b>154,635</b>	<b>59,602</b>	<b>100.0%</b>

\* Includes Syrians registered in Domiz Camp

Camps Persons House holds

Camps	Persons	House holds
<b>Domiz**</b>	88,589	31,093
<b>Al-Obaidi Camp</b>	2,089	18

\*\* Note that this figure reflects the number of refugees registered in Domiz Camp. However, a substantial number of refugees relocated out of the camp. The camp population is estimated to be 45,000.