

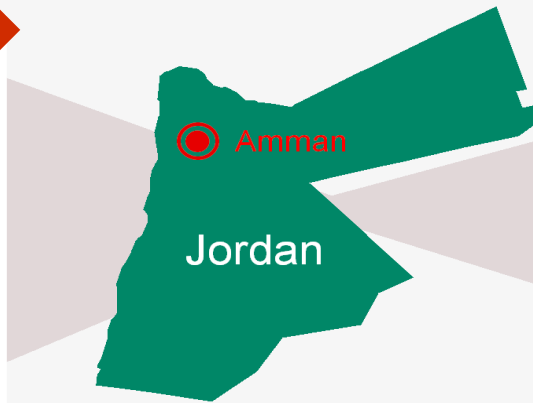
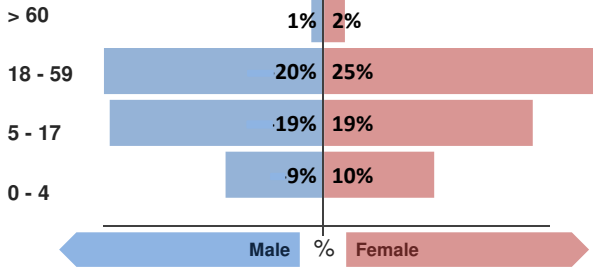


Refugee population

Total refugee population:

109,332 *

Demographic breakdown:



Key facts

Camp opened: July 2012

* Source of population data: WFP Distribution Figures

Indicators at a glance

1 Health utilisation rate	6.2	✓
2 Number of consultations per clinician per day	27	✓
3 Hospitalisation rate	1.5	🚩
4 Referral rate		?
5 % deliveries attended by skilled personnel	100%	⚠️
6 Crude Mortality Rate (CMR) (/1000/month)	0.0	✓
7 Under-five Mortality Rate (U5MR) (/1000/month)	0.0	✓
8 Neonatal Mortality Rate (NNMR) (/1000 livebirths)	0.0	✗

Notes

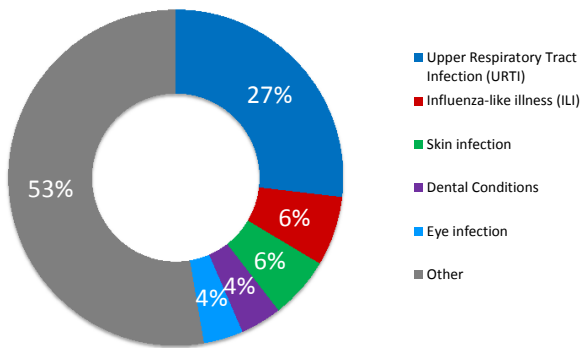
This public health profile for Za'atri refugee camp is compiled from health facility data from the following partners:

- French Field Hospital
- IMC Clinic
- JHAS Clinic
- Jordan Italian Field Hospital
- MDM Clinics 1 and 2
- MSF Hospital
- Moroccan Field Hospital
- Saudi Clinic

Data is collected using standardised Health Information System (HIS) data collection and reporting tools and aims to be as accurate as possible.

Morbidity

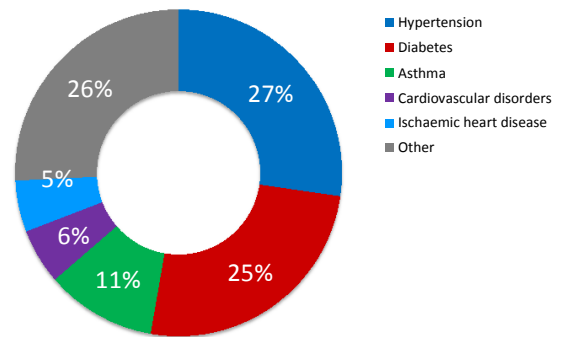
Acute health conditions (%)



Top 5 acute health conditions

	% morbidity	# of cases
1 Upper Respiratory Tract Infection (URTI)	27%	2,651
2 Influenza-like illness (ILI)	7%	660
3 Skin infection	6%	588
4 Dental Conditions	4%	377
5 Eye infection	4%	394
- Other	53%	5,527

Chronic health conditions (%)



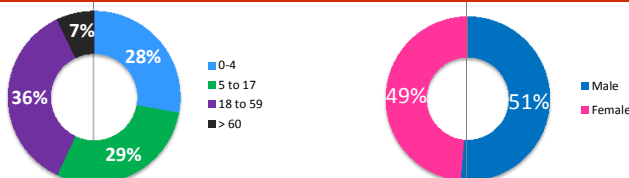
Top 5 chronic health conditions

	% morbidity	# of cases
1 Hypertension	27%	607
2 Diabetes	25%	566
3 Asthma	11%	243
4 Cardiovascular disorders	5%	122
5 Ischaemic heart disease	5%	113
- Other	26%	573

Breakdown of acute health conditions

by age

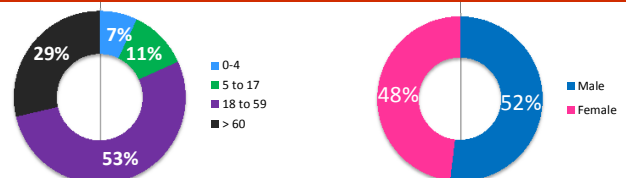
by gender



Breakdown of chronic health conditions

by age

by gender



Public Health

Health Impact

	Indicator	Standard	
Crude Mortality Rate (CMR) (/1000/month)	0.0	< 1.5	✓
Under-five Mortality Rate (U5MR) (/1000/month)	0.0	< 3.0	✓
Neonatal Mortality Rate (NNMR) (/1000 livebirths)	0.0	< 40	✗

Access and utilization

No. of health facilities	8	1 : 13667	1 : < 10,000	✗
Total number of consultations	13,022			
Health utilisation rate	6.2	1 - 4		✓
No. of consultations per trained clinician per day	27	< 50		✓

Outbreak Alert and Response

	Indicator	Standard
Number of outbreaks reported	0	
% of outbreaks investigated within 48 hours		100%

Laboratory

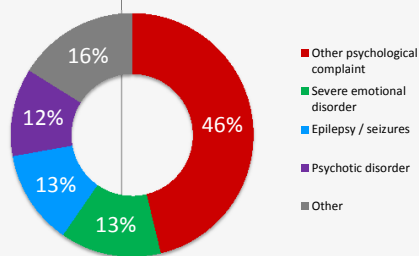
Number of laboratory samples	458
------------------------------	-----

Immunization

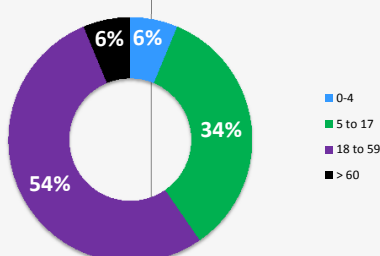
Measles vaccination rate	> 95%	?
Full vaccination rate	> 95%	?
Program drop-out rate	< 10%	?
Vaccine wastage rate	< 8%	?

Breakdown of mental health conditions

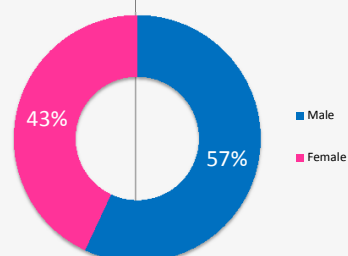
By cause



By age

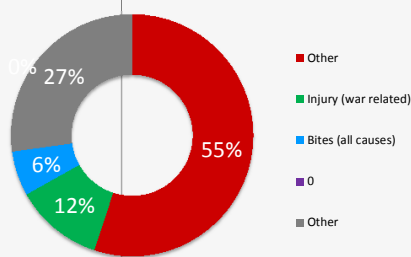


By gender

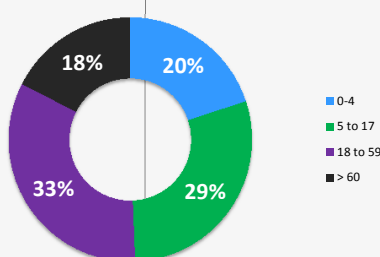


Breakdown of injuries

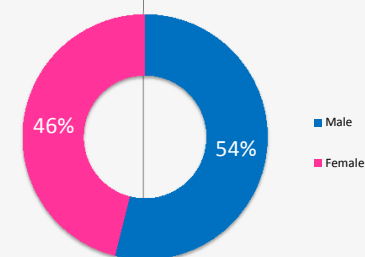
By cause



By age



By gender



In-patient and referral

In-patient department

	Indicator	Standard	
Hospitalisation rate (/1000/month)	1.5	50 - 150	🇺🇦
Bed occupancy rate	64%	> 75%	✗
Mean length of stay for authorised discharges (days)	7.9		

	Indicator	Standard
Overall case fatality rate	0%	
Proportion of deaths within 24 hours of admission	0%	

Referral

Total referral rate	?
---------------------	---

Reproductive Health

Antenatal care

	Indicator	Standard	
Coverage of antenatal care (4 or more visits)	26%	≥ 90%	✗
Coverage of TT vaccination	5%	≥ 90%	✗
Coverage of anaemia screening in pregnancy	88%	≥ 90%	🇺🇦

Delivery care

Proportion of deliveries attended by skilled personnel	100%	≥ 90%	⚠️
Proportion of deliveries performed by caesarean section	25%	5 - 15%	✓
Proportion of low birth weight deliveries (<2500g)	0%	< 15%	✓

Maternal mortality

Number of maternal deaths reported	0		
% of maternal deaths investigated within 48 hours		100%	

Postnatal care

Coverage of postnatal care	86%	≥ 90%	⚠️
----------------------------	-----	-------	----

Family Planning

Contraceptive prevalence rate	1%	🇺🇦
-------------------------------	----	----

Sexual and Gender-based Violence

Incidence of rape (reported cases/10,000/year)*	0	🇺🇦
% of rape survivors who received PEP** < 72 hours		100%
% of rape survivors who received ECP*** < 120 hours		100%
% of rape survivors who received STI**** prophylaxis < 2 wks		100%

*Only includes rapes reported at health facilities **Post-exposure prophylaxis ***Emergency contraceptive pill ****Sexually transmitted infection

