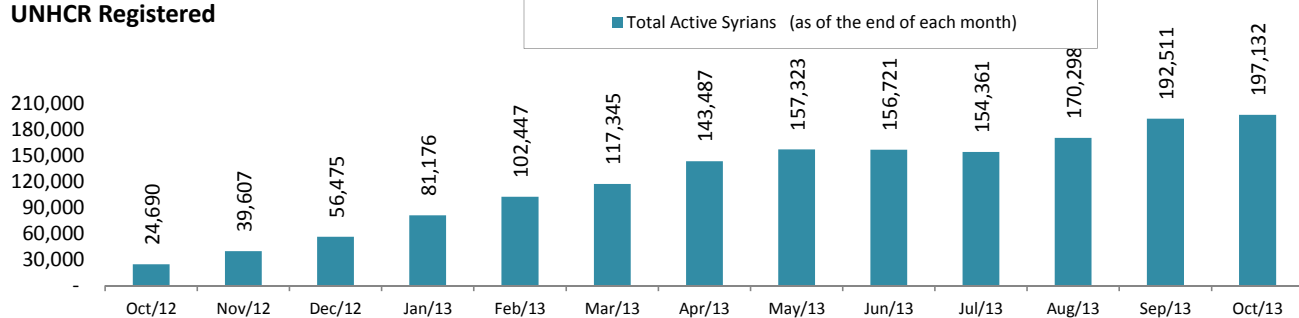


UNHCR Registered

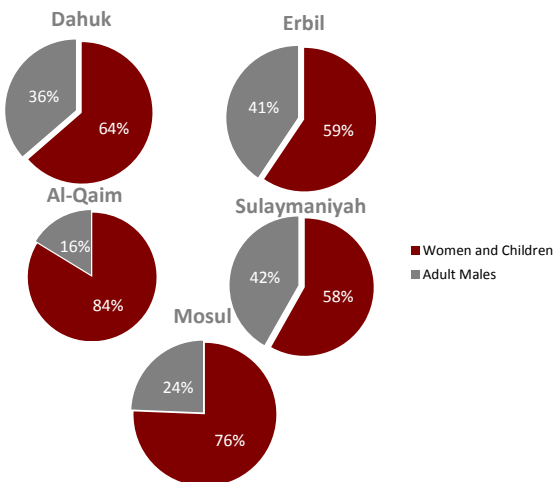
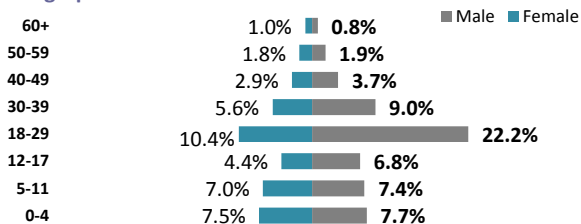


This profile is based on
and
The total is

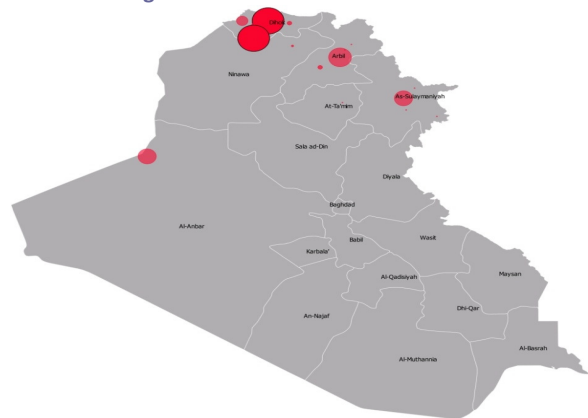
165,159
31,973
197,132

proGRES registered persons
level 1 registration (new camps population)
individuals

Demographic Breakdown



Location of the Registration

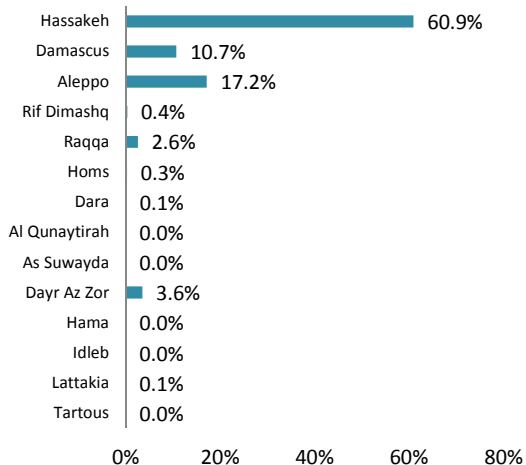


Governorate	Persons	Households	% Total
Dahuk*	100,864	35,461	51.2%
Erbil	69,398	23,896	35.2%
Sulaymaniyah	20,743	8,645	10.5%
Anbar	5,128	1,272	2.6%
Mosul	191	54	0.1%
Other	808	327	0.4%
Total Iraq	197,132	69,655	100.0%

* Includes Syrians registered in Domiz Camp

** Only age and gender break down, name of the head of household, and vulnerabilities are captured

Place of origin



Camps

Camps	Persons	House holds
Domiz**	45,000	10,000
Al-Obaidi Camp	1,968	413
Kawergosk Camp	12,788	3,461
Baharka Camp	3,945	903
Qushtapa Camp	3,752	829
Arbat Camp	2,555	757
Akre	2,130	708
Qasrok	552	170
Zakho	679	177
Basirma Camp	3,091	736
Gawilan	2,481	768
Total	78,941	18,922

** 86,796 Syrians are registered at Domiz camp, however the camp population is estimated to be approximately 45,000.