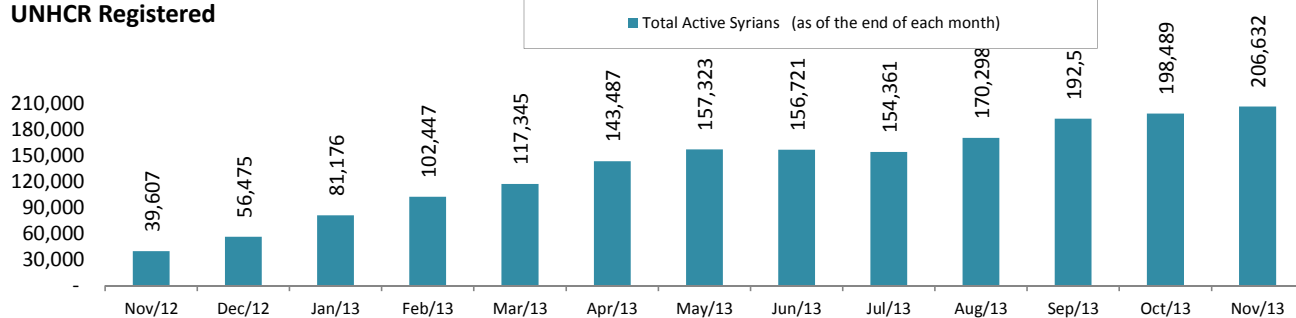
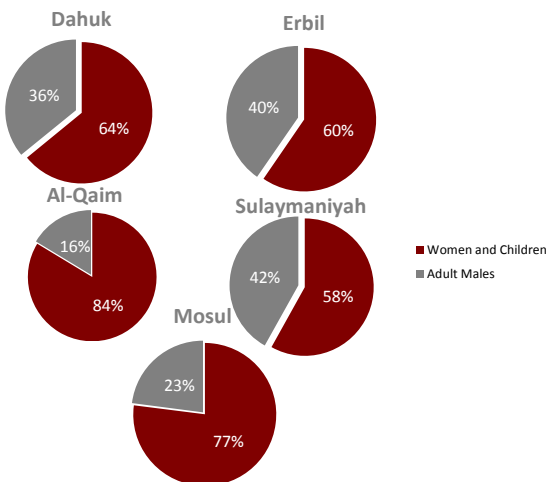
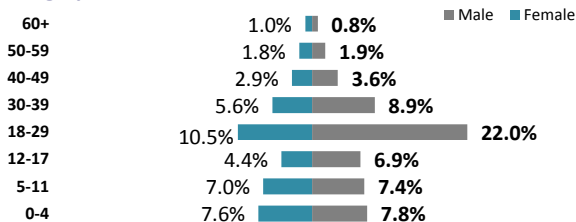


### UNHCR Registered

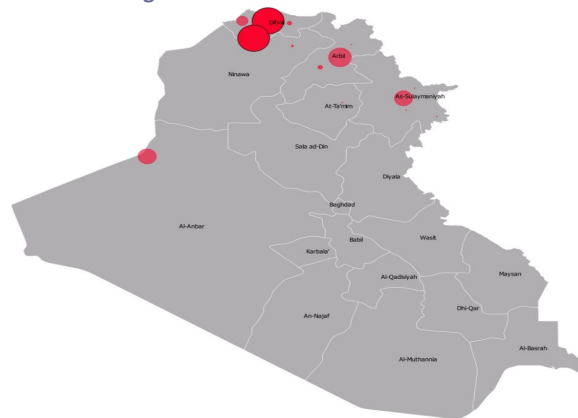


This profile is based on **171,692** proGres registered persons  
and **34,940** level 1 registration (new camps population)  
The total is **206,632** individuals

### Demographic Breakdown



### Location of the Registration

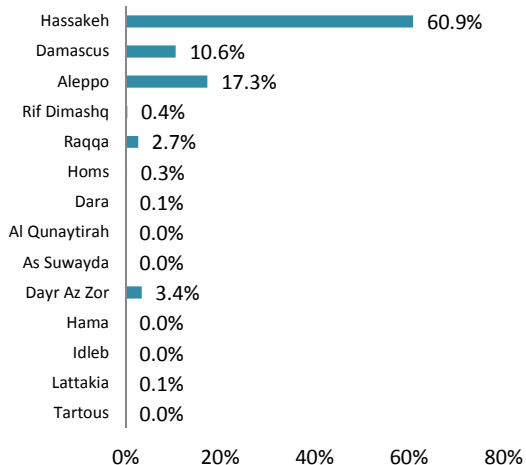


Governorate	Persons	Households	% Total
Dahuk*	102,829	35,546	49.8%
Erbil	75,448	26,527	36.5%
Sulaymaniyah	22,095	9,322	10.7%
Anbar	5,138	1,284	2.5%
Mosul	281	78	0.1%
Other	841	337	0.4%
<b>Total Iraq</b>	<b>206,632</b>	<b>73,094</b>	<b>100.0%</b>

\* Includes Syrians registered in Domiz Camp

\*\* Only age and gender break down, name of the head of household, and vulnerabilities are captured

### Place of origin



### Camps

Camps	Persons	House holds
<b>Domiz**</b>	45,000	10,000
<b>Al-Obaidi Camp</b>	1,989	420
<b>Kawergosk Camp</b>	13,324	3,637
<b>Darashakran Camp</b>	6,040	1,166
<b>Qushtapa Camp</b>	3,752	829
<b>Arbat Camp</b>	2,775	826
<b>Akre</b>	2,560	813
<b>Qasrok</b>	164	74
<b>Zakho</b>	395	121
<b>Basirma Camp</b>	3,120	749
<b>Gawilan</b>	2,810	834
<b>Total</b>	<b>81,929</b>	<b>19,469</b>

\*\* 86,796 Syrians are registered at Domiz camp, however the camp population is estimated to be approximately 45,000.