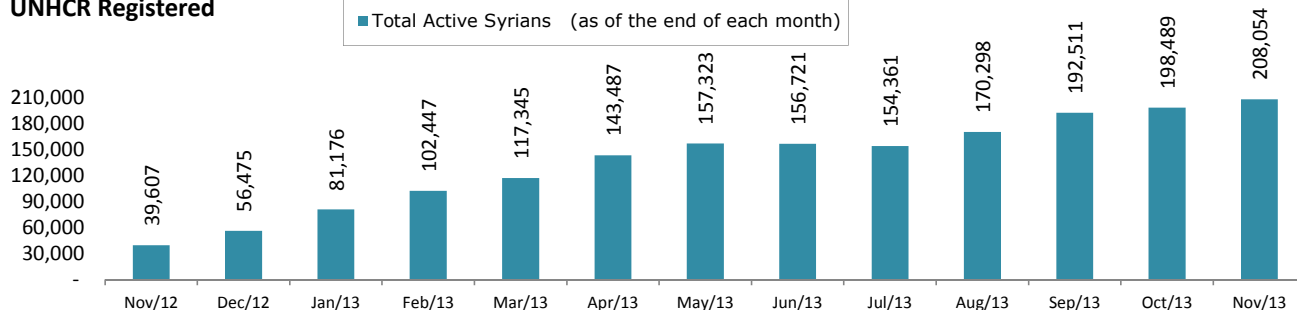
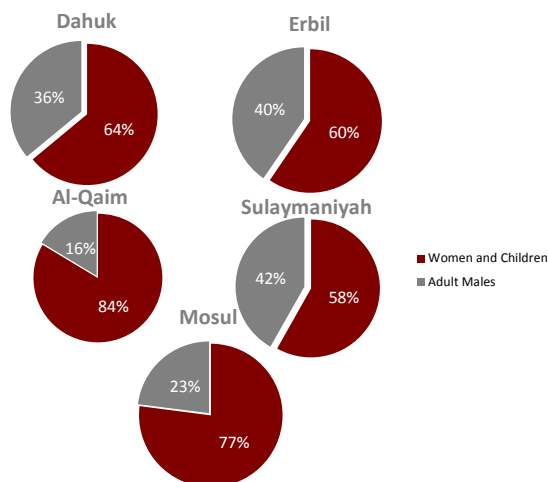
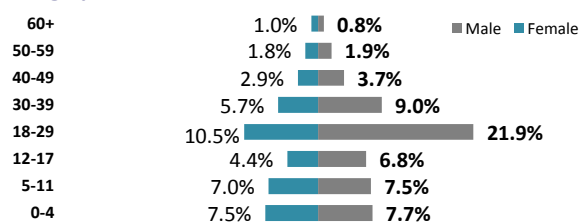


UNHCR Registered

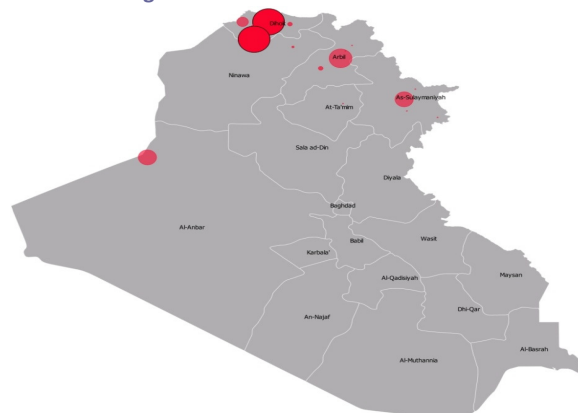


This profile is based on **173,114** proGres registered persons
and **34,940** level 1 registration (new camps population)
The total is **208,054** individuals

Demographic Breakdown



Location of the Registration

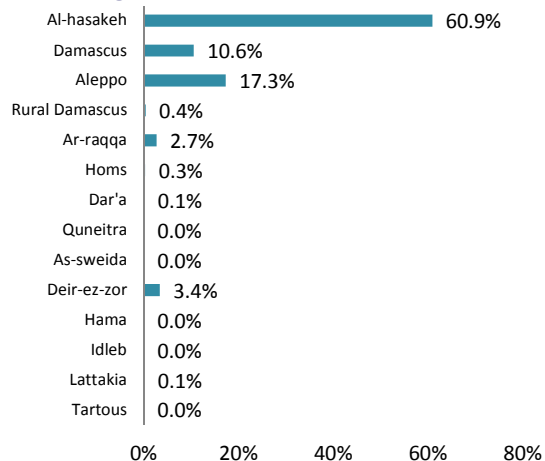


Governorate	Persons	Households	% Total
Dahuk*	103,585	35,723	49.8%
Erbil	76,183	26,893	36.6%
Sulaymaniah	22,042	9,262	10.6%
Anbar	5,122	1,284	2.5%
Mosul	281	78	0.1%
Other	841	337	0.4%
Total Iraq	208,054	73,577	100.0%

* Includes Syrians registered in Domiz Camp

** Only age and gender break down, name of the head of household, and vulnerabilities are captured

Place of origin



Camps	Persons	House holds
Domiz**	45,000	10,000
Al-Obaidi Camp	1,986	420
Kawergosk Camp	13,324	3,637
Darashakran Camp	6,040	1,166
Qushtapa Camp	3,752	829
Arbat Camp	2,775	826
Akre	2,560	813
Basirma Camp	3,120	749
Gawilan	2,810	834
Total	81,367	19,274

** 86,796 Syrians are registered at Domiz camp, however the camp population is estimated to be approximately 45,000.