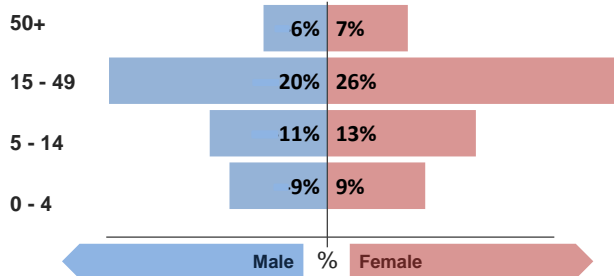


Refugee population

Total refugee population:

2810 *

Demographic breakdown:



Gawilan camp

Key facts

Camp opened:
September 2013Planned capacity:
10,000Area:
1.15 Km sqrPopulation:
Syrian refugees, majority from Qamishli* Source of population data:
Estimates from UNHCR registration

Indicators at a glance

1	Health utilisation rate	5.6	1 - 4
2	Number of consultations per clinician per day	25	< 50
3	Proportion of first time antenatal visits made < 1st trimester	50%	≥ 90%
4	Measles vaccination rate	N/A	> 95%
5	Full vaccination rate	N/A	> 95%
6	Crude Mortality Rate (CMR) (/1000/month)	0.0	< 1.5
7	Under-five Mortality Rate (U5MR) (/1000/month)	0.0	< 3.0
8	Neonatal Mortality Rate (NNMR) (/1000 livebirths)	0.0	< 40

Notes

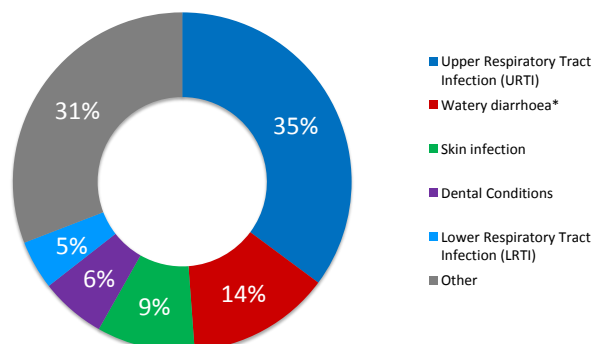
This public health profile for Gawilan refugee camp is compiled from health data obtained from reporting agencies. Data is collected using standardised Health Information System (HIS) data collection and reporting tools and aims to be as accurate as possible.

Agencies reporting:

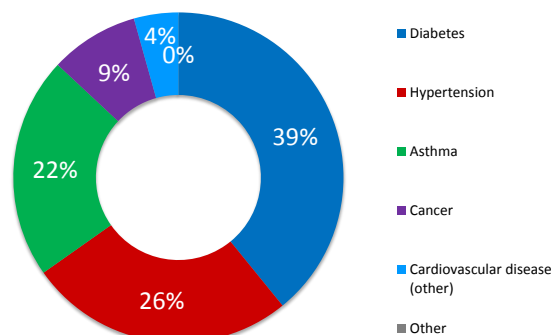
PU-AMI

Morbidity

Acute health conditions (%)



Chronic health conditions (%)



Top 5 acute health conditions

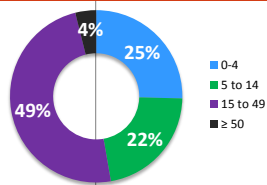
	% morbidity	# of cases
1 Upper Respiratory Tract Infection (URTI)	35%	90
2 Watery diarrhoea*	14%	35
3 Skin infection	9%	24
4 Dental Conditions	6%	16
5 Lower Respiratory Tract Infection (LRTI)	5%	12
- Other	31%	79

Top 5 chronic health conditions

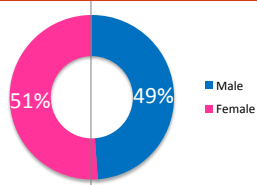
	% morbidity	# of cases
1 Diabetes	39%	9
2 Hypertension	26%	6
3 Asthma	22%	5
4 Cancer	9%	2
5 Cardiovascular disease (other)	4%	1
- Other	0%	0

Breakdown of acute health conditions

by age

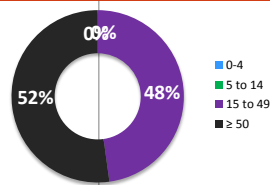


by gender

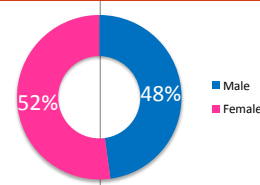


Breakdown of chronic health conditions

by age



by gender



Public Health

Health Impact

Indicator	Standard
Crude Mortality Rate (CMR) (/1000/month)	0.0 < 1.5
Under-five Mortality Rate (U5MR) (/1000/month)	0.0 < 3.0
Neonatal Mortality Rate (NNMR) (/1000 livebirths)	0.0 < 40

Outbreak Alert and Response

Indicator	Standard
Number of outbreaks reported	0
% of outbreaks investigated within 48 hours	100%

Laboratory

Number of laboratory samples	5
------------------------------	---

Immunization

Measles vaccination rate	N/A	> 95%
Full vaccination rate	N/A	> 95%
Program drop-out rate	N/A	< 10%
Vaccine wastage rate	N/A	< 8%

Access and utilization

No. of health facilities	1.0	1 : < 10,000
Total number of consultations	305	
Health utilisation rate	5.6	1 - 4
No. of consultations per trained clinician per day	25	< 50

Reproductive health

Proportion of first time antenatal visits made < 1st trimester	50%	≥ 90%
--	-----	-------

Sexual and gender-based violence

Incidence of reported rape	0.0
----------------------------	-----

Top 3 Mental health conditions

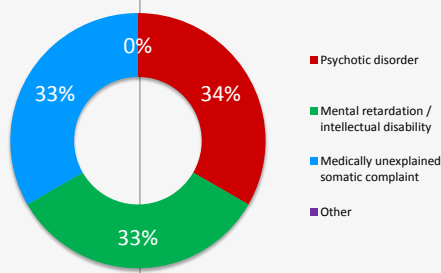
	% morbidity	# of cases
1 Psychotic disorder	33%	1
2 Mental retardation / intellectual disability	33%	1
3 Medically unexplained somatic complaint	33%	1
- Other	0%	0

Top 3 injuries

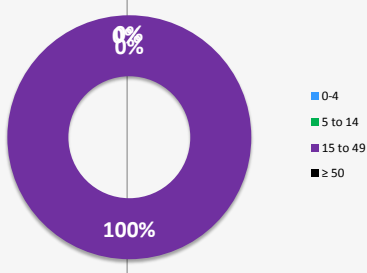
	% morbidity	# of cases
1 Injury (unintentional)	48%	11
2 Burns	43%	10
3 Accident	9%	2
- Other	0%	0

Breakdown of mental health conditions

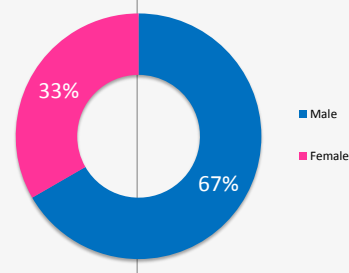
By cause



By age

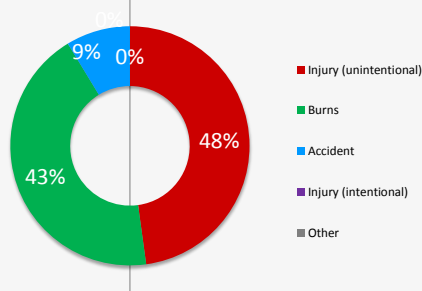


By gender

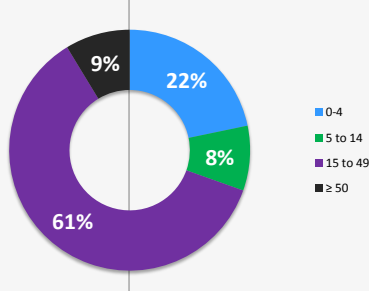


Breakdown of injuries

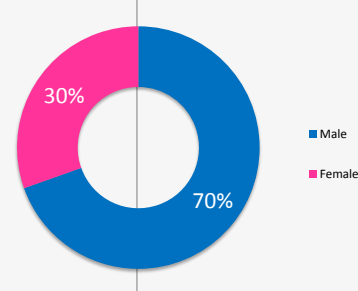
By cause



By age



By gender



We gratefully acknowledge the support of the following agencies:



View interactive maps and statistics online
<http://twine.unhcr.org>

