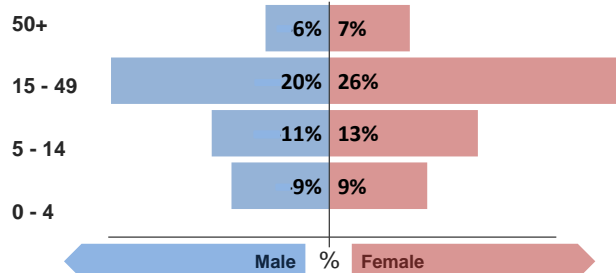


Refugee population

Total refugee population:

2810 *

Demographic breakdown:

**Gawilan camp**

Key facts

Camp opened:
September 2013Planned capacity:
10,000Area:
1.15 Km sqPopulation:
Syrian refugees, majority from Qamishli* Source of population data:
Estimates from UNHCR registration

Indicators at a glance

	Indicator	Standard
1	Health utilisation rate	5.2
2	Number of consultations per clinician per day	23
3	Proportion of first time antenatal visits made < 1st trimester	100%
4	Measles vaccination rate	N/A
5	Full vaccination rate	N/A
6	Crude Mortality Rate (CMR) (/1000/month)	0.0
7	Under-five Mortality Rate (U5MR) (/1000/month)	0.0
8	Neonatal Mortality Rate (NNMR) (/1000 livebirths)	0.0

Notes

HIGHLIGHTS

The proportion of first time visits to the ANC made in 1st trimester has increased to 100% from 50% in week 48 compared to week 47. All other reported indicators remain normal.

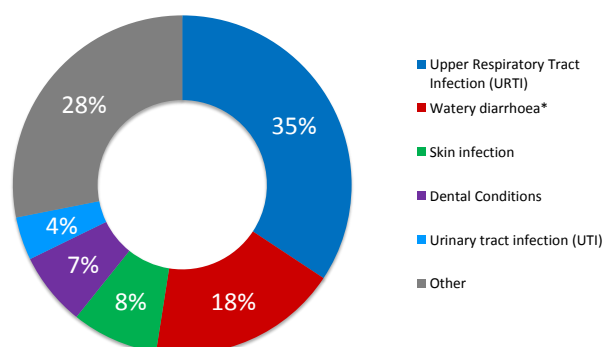
This public health profile for Gawilan refugee camp is compiled from health data obtained from reporting agencies. Data is collected using standardised Health Information System (HIS) data collection and reporting tools and aims to be as accurate as possible.

Agencies reporting:

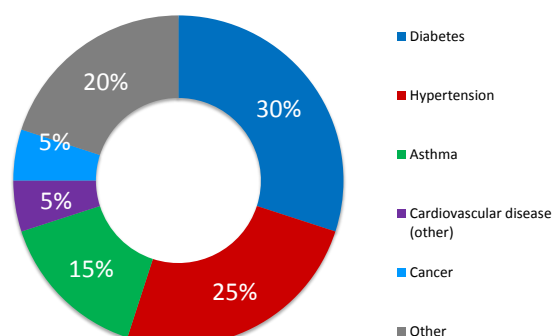
PU-AMI

Morbidity

Acute health conditions (%)



Chronic health conditions (%)



Top 5 acute health conditions

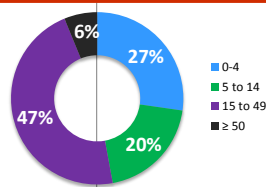
	% morbidity	# of cases
1 Upper Respiratory Tract Infection (URTI)	34%	83
2 Watery diarrhoea*	18%	44
3 Skin infection	8%	20
4 Dental Conditions	7%	17
5 Urinary tract infection (UTI)	4%	10
- Other	28%	68

Top 5 chronic health conditions

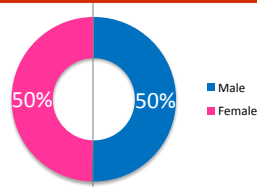
	% morbidity	# of cases
1 Diabetes	30%	6
2 Hypertension	25%	5
3 Asthma	15%	3
4 Cardiovascular disease (other)	5%	1
5 Cancer	5%	1
- Other	20%	4

Breakdown of acute health conditions

by age

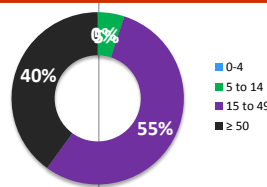


by gender

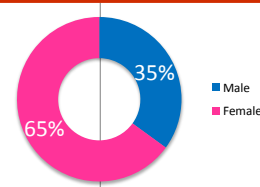


Breakdown of chronic health conditions

by age



by gender



Public Health

Health Impact

Indicator	Standard
Crude Mortality Rate (CMR) (/1000/month)	0.0 < 1.5
Under-five Mortality Rate (U5MR) (/1000/month)	0.0 < 3.0
Neonatal Mortality Rate (NNMR) (/1000 livebirths)	0.0 < 40

Access and utilization

No. of health facilities	1.0	1 : < 10,000
Total number of consultations	281	
Health utilisation rate	5.2	1 - 4
No. of consultations per trained clinician per day	23	< 50

Reproductive health

Proportion of first time antenatal visits made < 1st trimester	100%	≥ 90%
--	------	-------

Outbreak Alert and Response

Indicator	Standard
Number of outbreaks reported	0
% of outbreaks investigated within 48 hours	100%

Laboratory

Number of laboratory samples	16
------------------------------	----

Immunization

Measles vaccination rate	N/A	> 95%
Full vaccination rate	N/A	> 95%
Program drop-out rate	N/A	< 10%
Vaccine wastage rate	N/A	< 8%

Sexual and gender-based violence

Incidence of reported rape	0.0
----------------------------	-----

Top 3 Mental health conditions

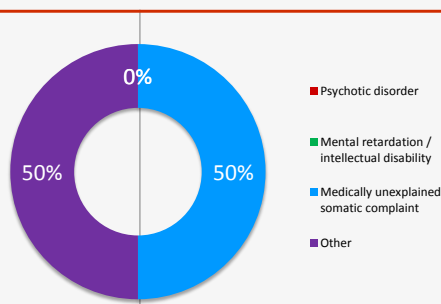
	% morbidity	# of cases
1 Epilepsy / seizures	33%	1
2 Medically unexplained somatic complaint	33%	1
3 Alcohol and other substance abuse disorder	0%	0
- Other	0%	1

Top 3 injuries

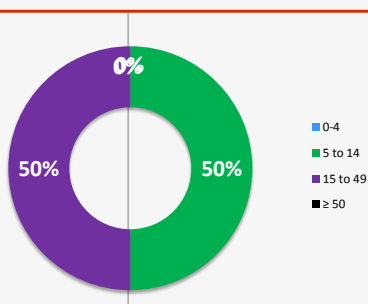
	% morbidity	# of cases
1 Injury (unintentional)	69%	11
2 Accident	12%	2
3 Burns	6%	1
- Other	13%	0

Breakdown of mental health conditions

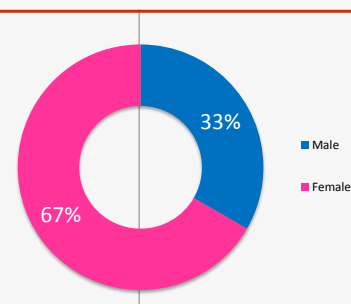
By cause



By age

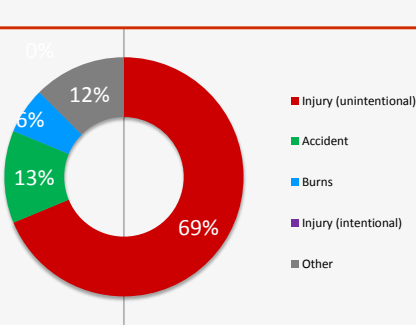


By gender

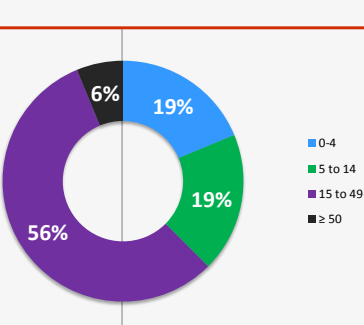


Breakdown of injuries

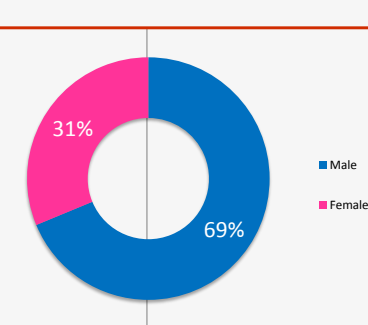
By cause



By age



By gender



We gratefully acknowledge the support of the following agencies:



View interactive maps and statistics online
<http://twine.unhcr.org>

