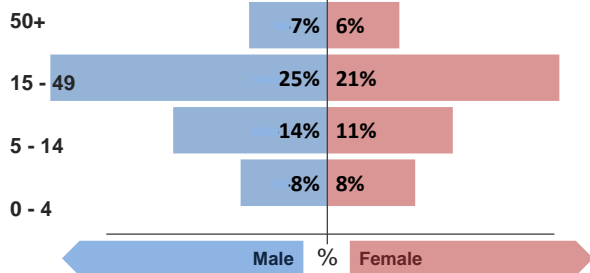


Refugee population

Total refugee population: **13,009** *

Demographic breakdown:



Kawergosk camp

Key facts

Camp opened: **August 2013**

Planned capacity: **10,000**

Area: **0.42 Km sq**

Population: **Syrian refugees, majority from Qamishli**

* Source of population data: **Estimates from UNHCR registration**

Indicators at a glance

Indicator	Standard
1 Health utilisation rate	3.9 1 - 4
2 Number of consultations per clinician per day	35 < 50
3 Proportion of first time antenatal visits made < 1st trimester	N/A ≥ 90%
4 Measles vaccination rate	N/A > 95%
5 Full vaccination rate	N/A > 95%
6 Crude Mortality Rate (CMR) (/1000/month)	0.0 < 1.5
7 Under-five Mortality Rate (U5MR) (/1000/month)	0.0 < 3.0
8 Neonatal Mortality Rate (NNMR) (/1000 livebirths)	0.0 < 40

Notes

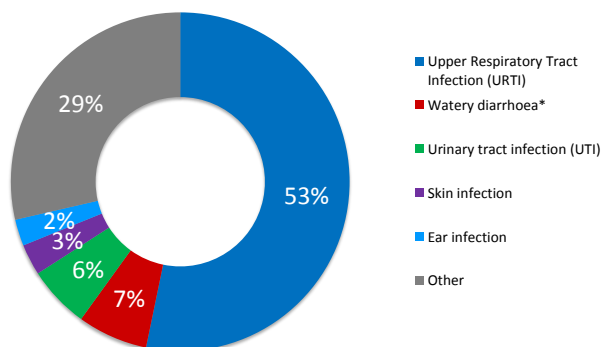
This public health profile for Gawilan refugee camp is compiled from health data obtained from reporting agencies. Data is collected using standardised Health Information System (HIS) data collection and reporting tools and aims to be as accurate as possible.

Agencies reporting:

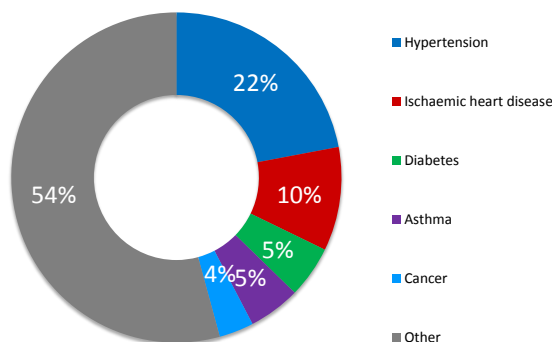
MSF

Morbidity

Acute health conditions (%)



Chronic health conditions (%)



Top 5 acute health conditions

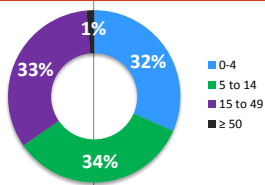
Rank	Condition	% morbidity	# of cases
1	Upper Respiratory Tract Infection (URTI)	53%	484
2	Watery diarrhoea*	7%	61
3	Urinary tract infection (UTI)	6%	54
4	Skin infection	3%	27
5	Ear infection	3%	23
-	Other	29%	260

Top 5 chronic health conditions

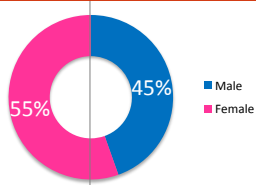
Rank	Condition	% morbidity	# of cases
1	Hypertension	22%	13
2	Ischaemic heart disease	10%	6
3	Diabetes	5%	3
4	Asthma	5%	3
5	Cancer	3%	2
-	Other	54%	32

Breakdown of acute health conditions

by age

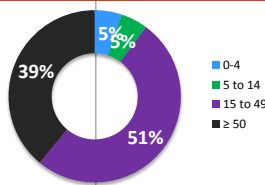


by gender

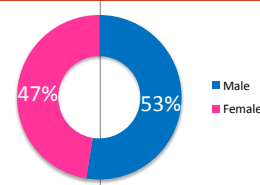


Breakdown of chronic health conditions

by age



by gender



Public Health

Health Impact

Indicator	Value	Standard
Crude Mortality Rate (CMR) (/1000/month)	0.0	< 1.5
Under-five Mortality Rate (U5MR) (/1000/month)	0.0	< 3.0
Neonatal Mortality Rate (NNMR) (/1000 livebirths)	0.0	< 40

Outbreak Alert and Response

Indicator	Value	Standard
Number of outbreaks reported	0	
% of outbreaks investigated within 48 hours		100%

Laboratory

Number of laboratory samples	0
------------------------------	---

Immunization

Measles vaccination rate	N/A	> 95%
Full vaccination rate	N/A	> 95%
Program drop-out rate	N/A	< 10%
Vaccine wastage rate	N/A	< 8%

Access and utilization

No. of health facilities	1.0	1 : < 10,000
Total number of consultations	983	
Health utilisation rate	3.9	1 - 4
No. of consultations per trained clinician per day	35	< 50

Reproductive health

Proportion of first time antenatal visits made < 1st trimester	N/A	≥ 90%
--	-----	-------

Sexual and gender-based violence

Incidence of reported rape	0.0
----------------------------	-----

Top 3 Mental health conditions

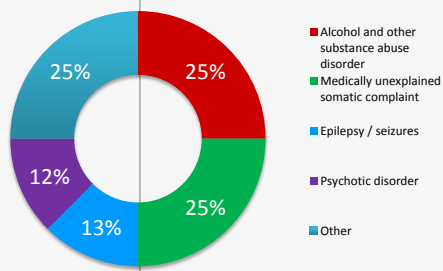
	% morbidity	# of cases
1 Alcohol and other substance abuse disorder	25%	2
2 Medically unexplained somatic complaint	25%	2
3 Epilepsy / seizures	13%	1
- Other	25%	2

Top 3 injuries

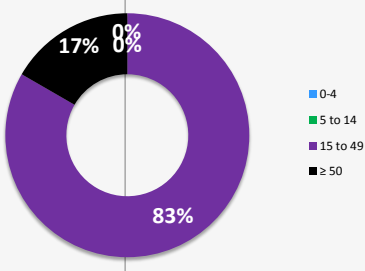
	% morbidity	# of cases
1 Injury (unintentional)	57%	4
2 Burns	14%	1
3 Injury (intentional)	0%	0
- Other	29%	0

Breakdown of mental health conditions

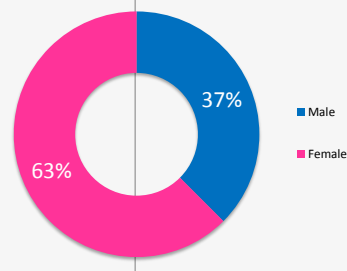
By cause



By age

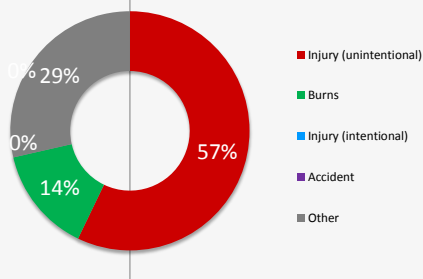


By gender

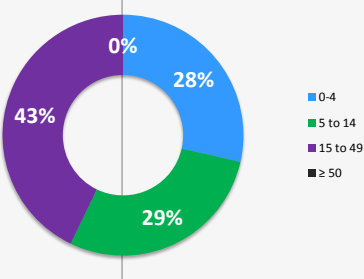


Breakdown of injuries

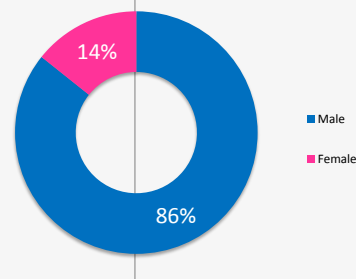
By cause



By age



By gender



We gratefully acknowledge the support of the following agencies:



View interactive maps and statistics online
<http://twine.unhcr.org>

