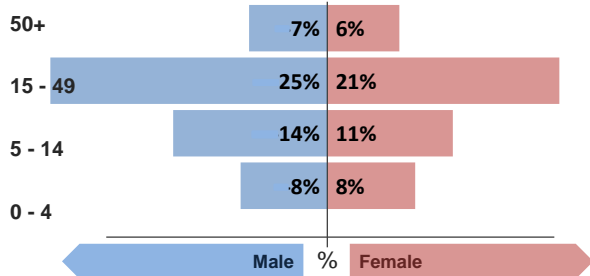


Refugee population

Total refugee population: **13,009** *

Demographic breakdown:



Kawergosk camp



Key facts

Camp opened:
August 2013

Planned capacity:
10,000

Area:
0.42 Km sqr

Population:
Syrian refugees, majority from Qamishli

* Source of population data:
Estimates from UNHCR registration

Indicators at a glance

	Indicator	Standard
1	Health utilisation rate	4.8
2	Number of consultations per clinician per day	43
3	Proportion of first time antenatal visits made < 1st trimester	N/A
4	Measles vaccination rate	N/A
5	Full vaccination rate	N/A
6	Crude Mortality Rate (CMR) (/1000/month)	0.0
7	Under-five Mortality Rate (U5MR) (/1000/month)	0.0
8	Neonatal Mortality Rate (NNMR) (/1000 livebirths)	0.0

Notes

HIGHLIGHTS

Health utilisation slightly elevated. All other indicators remain stable.

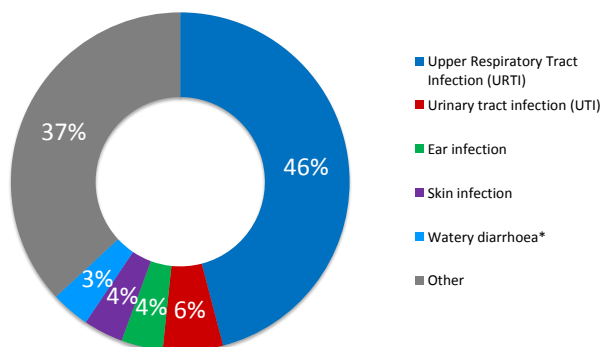
This public health profile for Kawergosk refugee camp is compiled from health data obtained from reporting agencies. Data is collected using standardised Health Information System (HIS) data collection and reporting tools and aims to be as accurate as possible.

Agencies reporting:

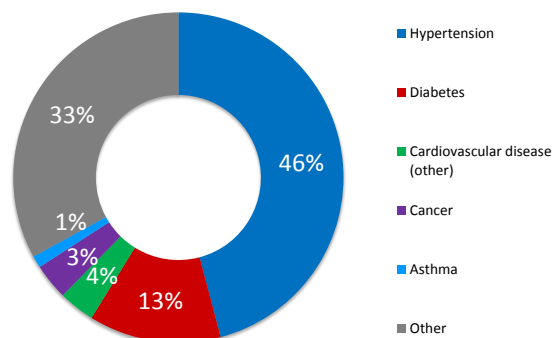
MSF

Morbidity

Acute health conditions (%)



Chronic health conditions (%)



Top 5 acute health conditions

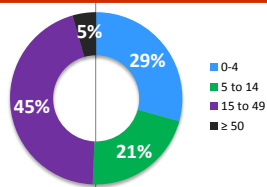
	% morbidity	# of cases
1 Upper Respiratory Tract Infection (URTI)	46%	497
2 Urinary tract infection (UTI)	6%	62
3 Ear infection	4%	43
4 Skin infection	4%	41
5 Watery diarrhoea*	4%	40
- Other	37%	399

Top 5 chronic health conditions

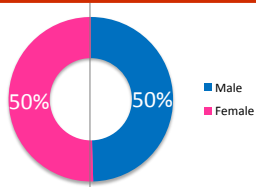
	% morbidity	# of cases
1 Hypertension	46%	39
2 Diabetes	13%	11
3 Cardiovascular disease (other)	4%	3
4 Cancer	4%	3
5 Asthma	1%	1
- Other	33%	28

Breakdown of acute health conditions

by age

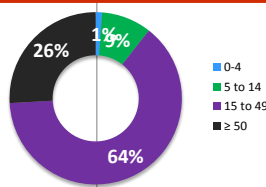


by gender

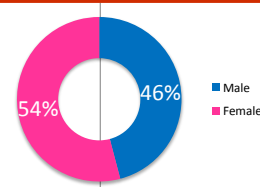


Breakdown of chronic health conditions

by age



by gender



Public Health

Health Impact

Indicator	Standard
Crude Mortality Rate (CMR) (/1000/month)	0.0 < 1.5
Under-five Mortality Rate (U5MR) (/1000/month)	0.0 < 3.0
Neonatal Mortality Rate (NNMR) (/1000 livebirths)	0.0 < 40

Access and utilization

No. of health facilities	1.0	1 : < 10,000
Total number of consultations	1,190	
Health utilisation rate	4.8	1 - 4
No. of consultations per trained clinician per day	43	< 50

Reproductive health

Proportion of first time antenatal visits made < 1st trimester	N/A	≥ 90%
--	-----	-------

Outbreak Alert and Response

Indicator	Standard
Number of outbreaks reported	0
% of outbreaks investigated within 48 hours	100%

Laboratory

Number of laboratory samples	0
------------------------------	---

Immunization

Measles vaccination rate	N/A	> 95%
Full vaccination rate	N/A	> 95%
Program drop-out rate	N/A	< 10%
Vaccine wastage rate	N/A	< 8%

Sexual and gender-based violence

Incidence of reported rape	0.0
----------------------------	-----

Top 3 Mental health conditions

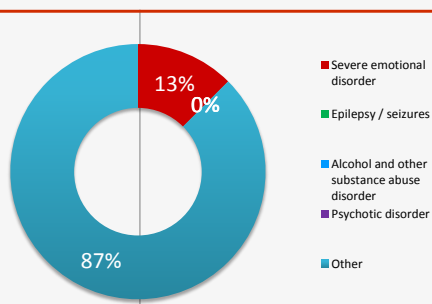
	% morbidity	# of cases
1 Severe emotional disorder	12%	1
2 Epilepsy / seizures	0%	0
3 Alcohol and other substance abuse disorder	0%	0
- Other	87%	7

Top 3 injuries

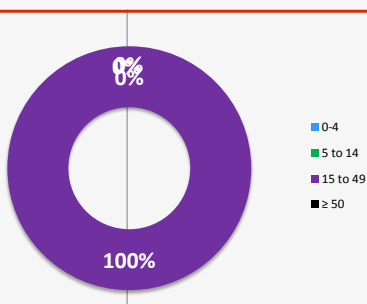
	% morbidity	# of cases
1 Injury (unintentional)	67%	10
2 Injury (intentional)	0%	0
3 Burns	0%	0
- Other	33%	5

Breakdown of mental health conditions

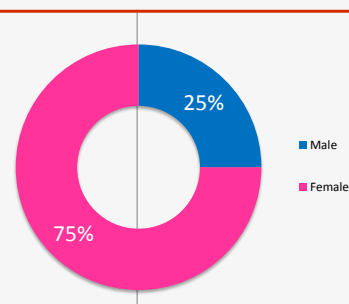
By cause



By age

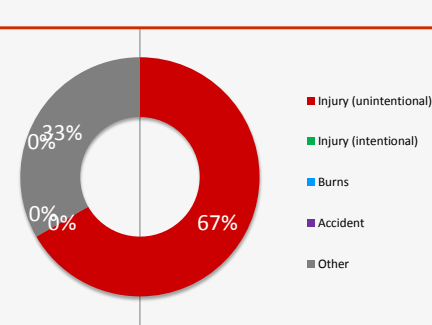


By gender

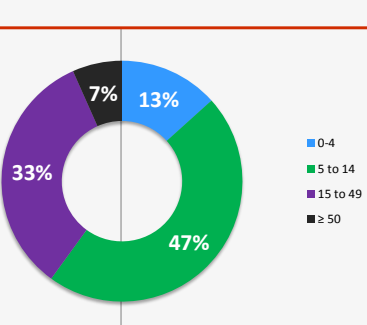


Breakdown of injuries

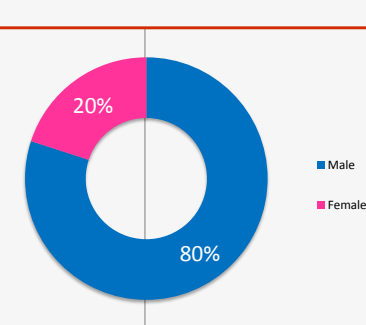
By cause



By age



By gender



We gratefully acknowledge the support of the following agencies:



View interactive maps and statistics online
<http://twine.unhcr.org>

