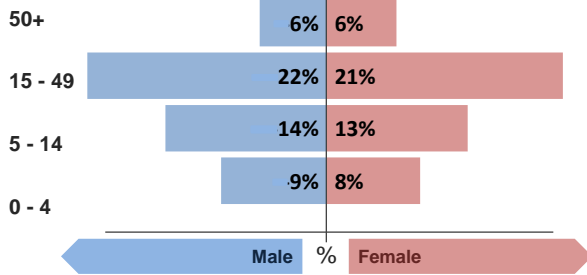


Refugee population

Total refugee population:

3,004 *

Demographic breakdown:



Key facts

Camp opened:
August 2013

Planned capacity:
4,580

Area:
0.15 Km sqr

Population:
Syrian refugees, majority from Qamishli and Hasak

* Source of population data:
Estimates from UNHCR registration

Indicators at a glance

Indicator	Standard
1 Health utilisation rate	1 - 4
2 Number of consultations per clinician per day	< 50
3 Proportion of first time antenatal visits made < 1st trimester	≥ 90%
4 Measles vaccination rate	> 95%
5 Full vaccination rate	> 95%
6 Crude Mortality Rate (CMR) (/1000/month)	< 1.5
7 Under-five Mortality Rate (U5MR) (/1000/month)	< 3.0
8 Neonatal Mortality Rate (NNMR) (/1000 livebirths)	< 40

Notes

HIGHLIGHTS

Health utilisation rate and consultations per clinician per day elevated. Upper respiratory tract infections remains the major cause of morbidity.

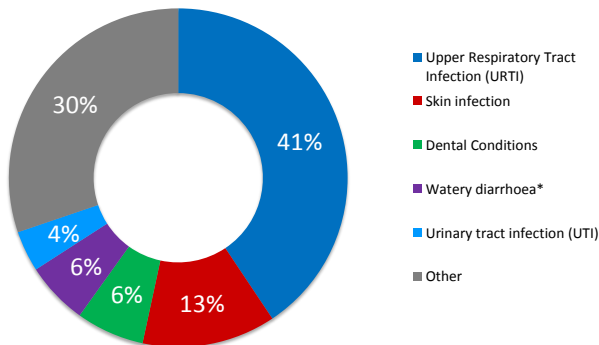
This public health profile for the refugee camp is compiled from health data obtained from reporting agencies. Data is collected using standardised Health Information System (HIS) data collection and reporting tools and aims to be as accurate as possible.

Agencies reporting:

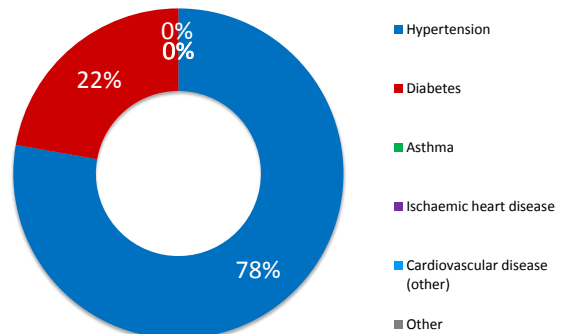
DOH Erbil

Morbidity

Acute health conditions (%)



Chronic health conditions (%)



Top 5 acute health conditions

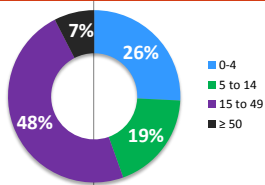
Condition	% morbidity	# of cases
1 Upper Respiratory Tract Infection (URTI)	41%	156
2 Skin infection	13%	49
3 Dental Conditions	7%	25
4 Watery diarrhoea*	6%	23
5 Urinary tract infection (UTI)	4%	15
- Other	30%	116

Top 5 chronic health conditions

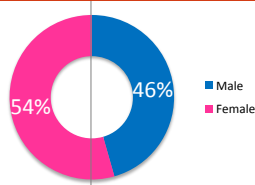
Condition	% morbidity	# of cases
1 Hypertension	78%	7
2 Diabetes	22%	2
3 Asthma	0%	0
4 Ischaemic heart disease	0%	0
5 Cardiovascular disease (other)	0%	0
- Other	0%	0

Breakdown of acute health conditions

by age

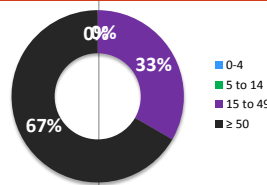


by gender

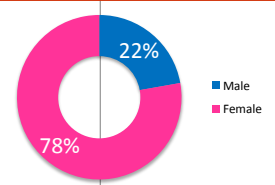


Breakdown of chronic health conditions

by age



by gender



Public Health

Health Impact			Outbreak Alert and Response		
Indicator	Standard		Indicator	Standard	
Crude Mortality Rate (CMR) (/1000/month)	0.0	< 1.5	Number of outbreaks reported	0	
Under-five Mortality Rate (U5MR) (/1000/month)	0.0	< 3.0	% of outbreaks investigated within 48 hours		100%
Neonatal Mortality Rate (NNMR) (/1000 livebirths)	0.0	< 40	Laboratory		
			Number of laboratory samples	0	
Access and utilization			Immunization		
No. of health facilities	1.0	1 : < 10,000	Measles vaccination rate	N/A	> 95%
Total number of consultations	403		Full vaccination rate	N/A	> 95%
Health utilisation rate	7.0	1 - 4	Program drop-out rate	N/A	< 10%
No. of consultations per trained clinician per day	58	< 50	Vaccine wastage rate	N/A	< 8%
Reproductive health			Sexual and gender-based violence		
Proportion of first time antenatal visits made < 1st trimester	N/A	≥ 90%	Incidence of reported rape	0.0	

Top 3 Mental health conditions				Top 3 injuries			
	% morbidity	# of cases			% morbidity	# of cases	
1 Epilepsy / seizures	50%	1	1 Burns	62%	5		
2 Severe emotional disorder	50%	1	2 Injury (unintentional)	37%	3		
3 Alcohol and other substance abuse disorder	0%	0	3 Injury (intentional)	0%	0		
- Other	0%	0	- Other	0%	0		

