

Middle East Polio Technical Bulletin

EMR: Egypt, Iraq, Jordan, Lebanon, Syria, West Bank and Gaza Strip
EUR: Turkey

Data in WHO as of 14 January 2013 (Week 3) – No.5



Situation Update

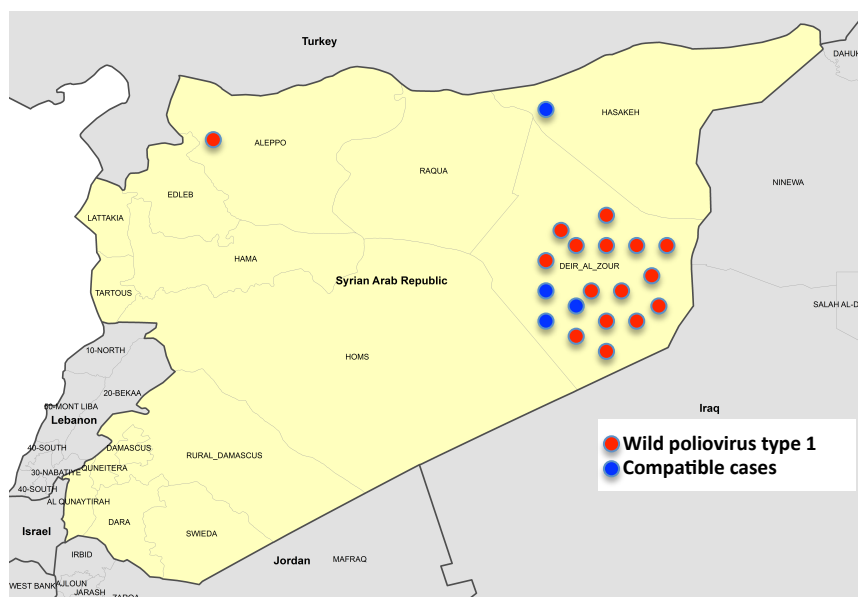
As of 20 January 2014:

The total number of confirmed wild poliovirus type 1 cases in the Syrian Arab Republic is 16. Please note that the case from Douma, Rural Damascus with an onset of paralysis of 17 September 2013 is now considered not to be wild poliovirus.

There is an advance notification of a wild poliovirus type 1 case from Ras Al Ien district, Hasakah Province. Additional information on this case will be provided in the next bulletin.

Supplementary immunization activities were completed in the Syrian Arab Republic and the West Bank & Gaza Strip in the first week of January 2014. Coverage information and the number of children reached for these campaigns is currently being processed. Additional coordinated immunization activities are planned throughout the region. See page 6 of this bulletin for the 2013/2014 schedule.

Syrian Arab Republic: Wild poliovirus and Compatible cases



Note that cases are plotted within the boundaries of provinces and not by district

New cases – Summary:

New cases this week:

none

Location / Date of onset:

none

Outbreak – Summary:

Total number of cases:

16 (in Syria)

Most recent case:

Deir-Al-Zour, Mayadeen /
08-Oct-13

Index case:

Aleppo, Fardous /
14-Jul-13

Duration of outbreak:

12 weeks

Extent of outbreak:

3 governorates / 3 districts (in
Syria)

SIA – Summary:

Number of SIAs since Index case:

3 (3 NIDs)

Number of SIAs since last case:

3 (3 NIDs)

Summary information

as of 14 January 2014

AFP case information, 2013

	Syria				Egypt		Iraq		Jordan		Lebanon		West Bank and Gaza Strip		Turkey	
	WPV cases		NP AFP cases		NP AFP cases		NP AFP cases		NP AFP cases		NP AFP cases		NP AFP cases		NP AFP cases	
Age	Nb	%	Nb	%	Nb	%	Nb	%	Nb	%	Nb	%	Nb	%	Nb	%
0-5 months	0	0%	5	4%	27	3%	19	4%	2	6%	1	3%	0	0%	5	2%
6-23 months	13	81%	41	29%	377	37%	116	26%	5	15%	4	12%	11	29%	28	13%
24-59 months	2	16%	38	27%	351	35%	177	40%	16	47%	16	48%	12	32%	68	30%
60-119 months	1	6%	38	27%	190	19%	96	22%	6	18%	8	24%	6	16%	60	27%
120-179 months	0	0%	15	11%	62	6%	36	8%	4	12%	4	12%	9	24%	59	26%
180+ months	0	0%	4	2%	0	0%	0	0%	1	3%	0	0%	0	0%	3	1%
TOTAL	16		141		1007		444		34		33		38		223	
Vaccination status																
0 Dose	9	56%	18	13%	0	0%	5	1%	0	0%	2	6%	0	0%	19	9%
1-2 Doses	6	38%	15	11%	17	2%	25	6%	0	0%	2	6%	0	0%	75	34%
3 Doses	1	6%	10	7%	13	1%	42	9%	1	3%	5	15%	0	0%	9	4%
4+ Doses	0	0%	92	65%	970	96%	347	78%	24	71%	19	58%	37	97%	120	54%
Unknown	0	0%	6	4%	7	1%	25	6%	9	26%	5	15%	1	3%	0	0%
TOTAL	16		141		1007		444		34		33		38		223	
Gender																
M	9	56%	77	55%	578	57%	261	59%	21	62%	28	85%	15	39%	133	60%
F	7	44%	64	45%	429	43%	183	41%	13	38%	5	15%	23	61%	90	40%
TOTAL	16		141		1007		444		34		33		38		223	

Surveillance indicators, 2010-2014

Country / Territory	Year	AFP cases reported	Non-polio AFP rate	AFP cases with adequate specimens (%)
Egypt	2010	1151	4.5	95
	2011	1023	4.0	93
	2012	1022	3.9	92
	2013	1007	3.1	92
	2014	20	1.3	20
Iraq	2010	489	4.0	87
	2011	530	4.3	89
	2012	467	3.8	90
	2013	444	3.1	84
	2014	4	0.6	100
Jordan	2010	40	1.8	95
	2011	30	1.4	97
	2012	34	1.5	85
	2013	34	1.4	88
	2014	0	0.0	0
Lebanon	2010	19	1.7	47
	2011	22	2.0	45
	2012	24	2.2	50
	2013	33	3.0	45
	2014	0	0.0	0
Syrian Arab Republic	2010	194	2.6	95
	2011	168	2.3	93
	2012	109	1.4	84
	2013	157	1.4	73
	2014	0	0.0	0
Turkey	2010	215	1.1	74
	2011	196	1.0	81
	2012	172	0.9	81
	2013	223	1.0	75
	2014	2	0.2	100
West Bank and Gaza Strip	2010	15	0.9	100
	2011	17	1.1	100
	2012	21	1.3	95
	2013	38	2.2	95
	2014	0	0.0	0

Targets:

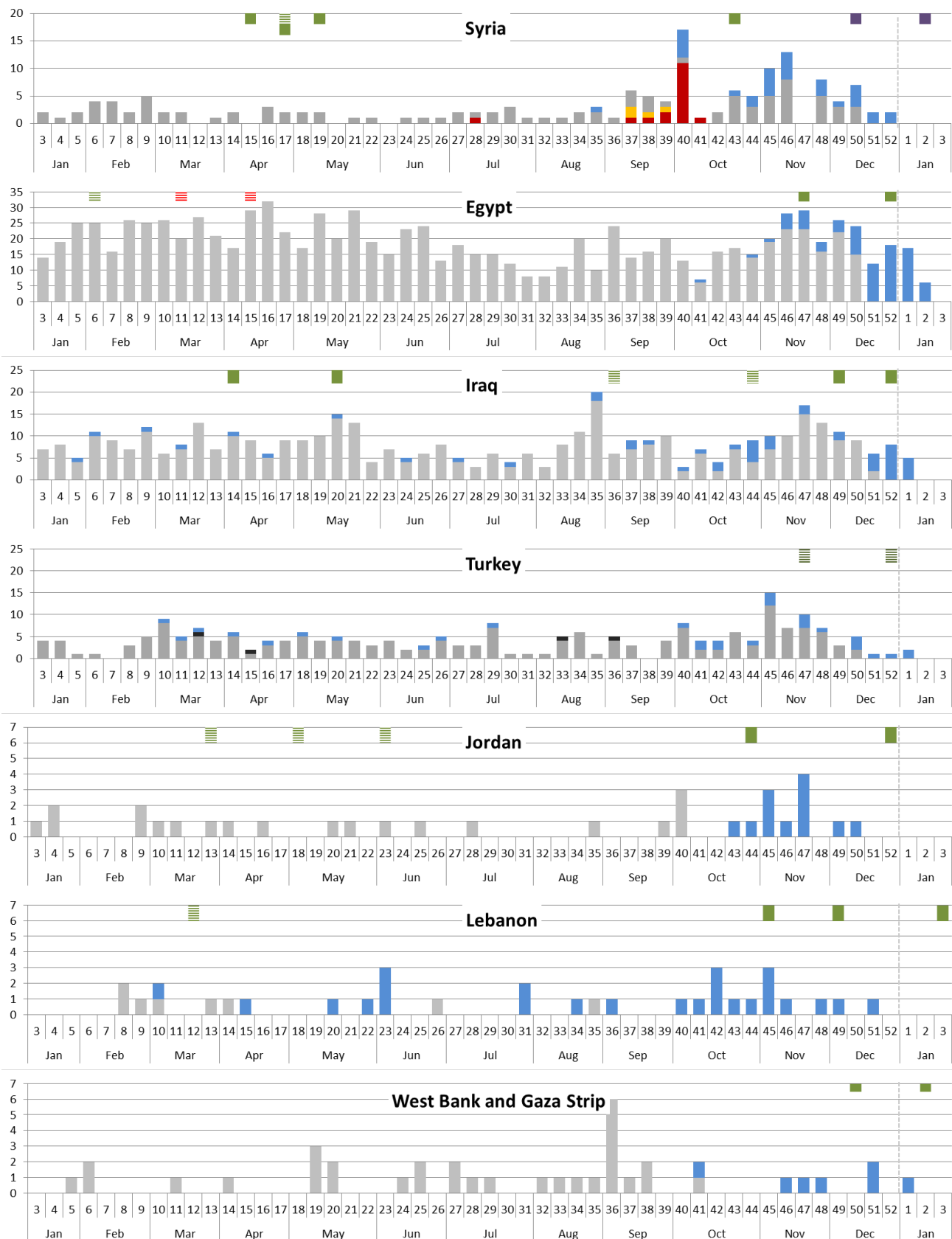
NP AFP rate: $\geq 2/100,000$ pop<15 years of age

Stool adequacy: $\geq 80\%$ stool samples

Disclaimer: For Syria, acute flaccid paralysis (AFP) cases and laboratory confirmation of AFP cases are in the process of being verified and reconciled.

Epidemiological curves

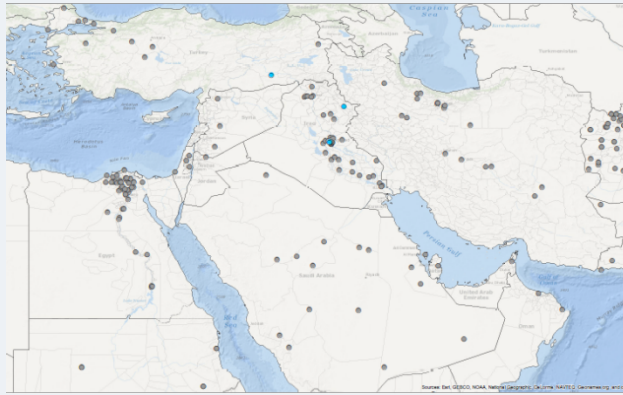
as of 14 January 2014



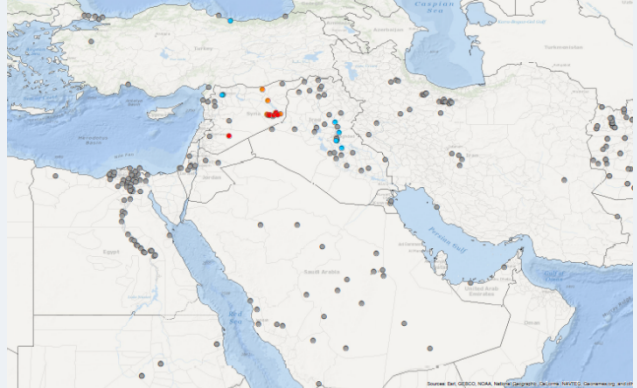
AFP cases by classification, previous 6 months

as of 14 January 2014

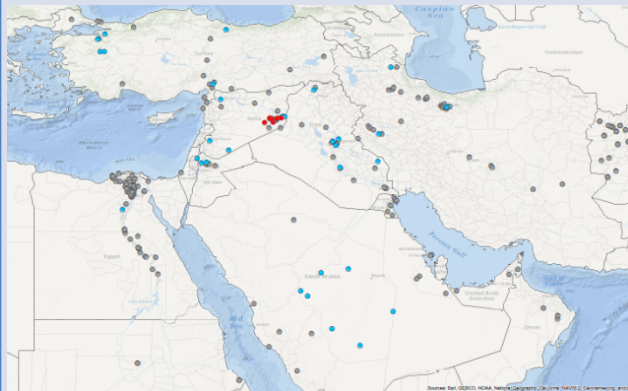
August 2013



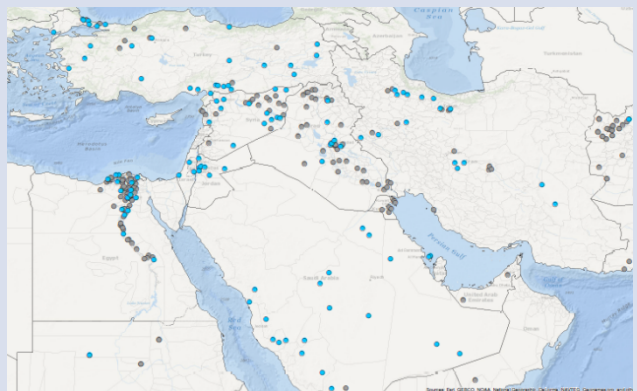
September 2013



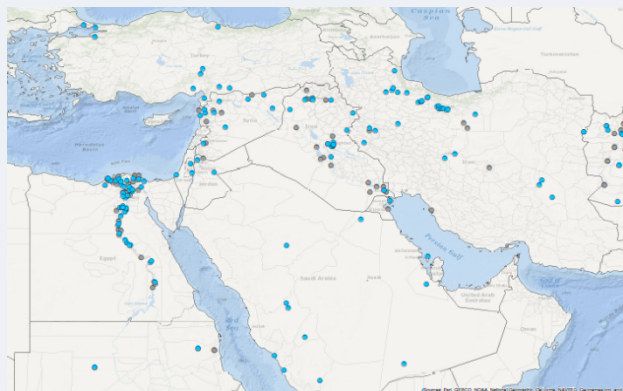
October 2013



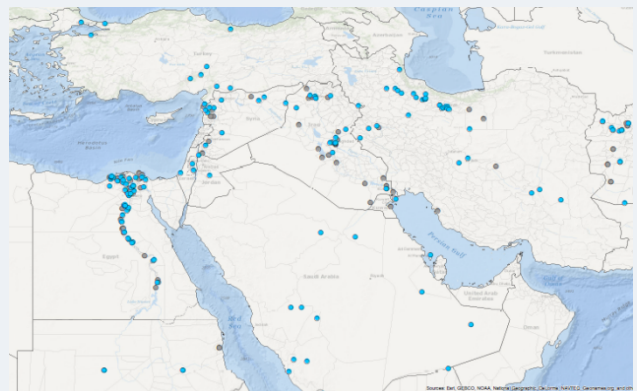
November 2013



December 2013



January 2014

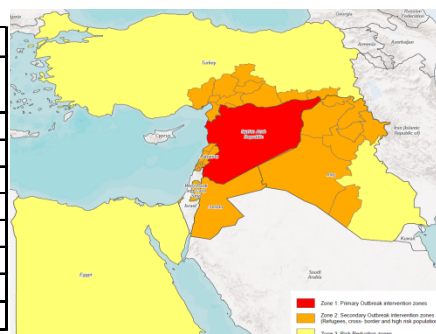


■ Wild ■ Compatible ■ Discarded ■ Pending Lab result ■ Pending classification

Classification of AFP cases by intervention zone / sub-national level, 2013

as of 14 January 2014

Zones	Country	AFP case classification					Total AFP cases	Annualized (week 52)	
		Wild	Compatible	Discarded	Pending final classification	Pending lab result		NP AFP rate	NP AFP cases (expected nb)
1	SYR	16	4	106		31	157	1.4	195
2	JOR			22		12	34	1.4	48
	LEB			8		25	33	3.0	22
2 3	IRQ			399		45	444	3.1	288
	TUR			189	5	29	223	1.0	430
3	WBG			31		7	38	2.2	34
	EGY			944		63	1007	3.1	645
	Total	16	4	1699	5	212	1936	2.3	1663



Zones	Country	Governorate / Region / Province	AFP case classification					Total AFP cases	Annualized (week 52)	
			Wild	Compatible	Discarded	Pending final classification	Pending lab result		NP AFP rate	NP AFP cases (expected nb)
1	SYR	ALEPPO	1		7		6	14	0.6	44
		DAMASCUS			12		1	13	1.9	14
		DARA			4			4	0.8	10
		DEIR_AL_ZOUR	15	3	20		8	46	4.7	12
		EDLEB			8		2	10	1.5	13
		HAMA			6		1	7	1.2	12
		HASAKEH		1	8		4	13	1.7	14
		HOMS			5		2	7	0.8	18
		LATTAKIA			12		2	14	4.0	7
		QUNEITERA			1			1	0.4	5
		RAQUA			9		2	11	1.7	13
		RURAL_DAMASCUS			9		3	12	0.8	26
		SWIEDA						0	0.0	2
		TARTOUS			5			5	1.9	5
2	IRQ	ANBAR			16		1	17	2.6	13
		DAHUK			14		1	15	3.3	9
		ERBIL			16		2	18	2.6	14
		KIRKUK			13		1	14	2.7	10
		NAJAF			16			16	2.9	11
		NINEWA			38		4	42	3.1	27
		SALAH AL-DIN			13		3	16	2.8	11
		SULAYMANIYAH			7		3	10	1.4	15
	JOR	AMMAN			6		6	12	1.4	17
		BALKA			1		1	2	1.2	3
		IRBID			6		2	8	1.9	9
		JARASH			1			1	1.3	2
		KARAK			1			1	1.1	2
		MADABA					1	1	1.6	1
		MAFRAK			3			3	2.5	2
		TAFLEH			1			1	2.6	1
		ZARKA			3		2	5	1.3	7
	LEB	BEIRUT			1		3	4	3.5	2
		BEKAA			1		4	5	3.5	3
		MONT LIBAN			4		8	12	2.8	9
		NABATIYE			1			1	1.5	1
		NORTH			1		4	5	2.2	5
		SOUTH					6	6	5.0	2
	TUR	Adana			7		1	8	1.2	13
		Adiyaman			2	1		3	1.2	5
		Gaziantep			7		4	11	1.7	13
		Hatay			5		4	9	1.8	10
		K. Maras			2	1		3	0.7	8
		Malatya			2			2	0.8	5
		Mardin			1	1		2	0.7	6
		Osmaniye			2		1	3	1.8	3
		Sanli Urfa			13			13	1.9	14
		Sirnak			1			1	0.6	3
3	IRQ	(rest of the country)			266		30	296	3.3	177
	TUR	(rest of the country)			147	2	21	170	1.0	350
	WBG				31		7	38	2.2	34
	EGY				944		63	1007	3.1	645

Outbreak Response

Supplementary Immunization Activities

Country / Territory	Total SAs completed in 2013			Total SAs completed in 2014			2013 SIA activities												2014 SIA activities					Comments
	NID	SNID	CHD	NID	SNID	CHD	Jan	Feb	Mar	Apr	May	Jun	Jul	Aug	Sep	Oct	Nov	Dec	Jan	Feb	Mar	Apr	May	Jun
Egypt	2	3						MOP 3-Feb tOPV	SNID 10-Mar mOPV1	SNID 13-Apr mOPV1							NID 17-Nov tOPV	NID 29-Dec tOPV			NID 1-Mar bOPV	NID 1-Apr bOPV		
Iraq	4	2							NID 31-Mar tOPV		NID 12-May tOPV				SNID 5-Sep tOPV	NID 27-Oct tOPV	SNID 2-Nov tOPV	NID 1/27-Dec tOPV	SNID 21-Jan bOPV	SNID 16-Feb bOPV				
Jordan	2	3							SNID 24-Mar tOPV	SNID 28-Apr tOPV		SNID 8-Jun tOPV					NID 2-Nov tOPV	NID 28-Dec tOPV			NID 2-Mar tOPV			
Lebanon	2	1		1					SNID 18-Mar tOPV								8-Nov tOPV	6-Dec tOPV	15-Jan tOPV					
Syria	2	1	2	1						CHD/ SNID 9/23-Apr tOPV	CHD 7-May tOPV					NID 24-Oct tOPV		NID 8-Dec bOPV	NID 5-Jan bOPV	NID 1-Feb bOPV	NID 1-Mar bOPV	NID 1-Apr bOPV		
Turkey		2															SNID 18-Nov tOPV	SNID 23-Dec tOPV						TUR completed round 2 in Jan/Feb 2014 in 4 provinces
West Bank and Gaza Strip	1			1														NID 8-Dec tOPV	NID 8-Jan tOPV					

SNID Completed activity
 NID / Child Health Days Ongoing or Planned activities

SNIDs in Iraq and Turkey cover the following administrative areas:
 Iraq: Anbar, Dahuk, Erbil, Kirkuk, Najaf, Ninewa, Salah Al-Din, Sulaymaniyah
 Turkey: Adana, Adiyaman, Gaziantep, Hatay, K. Maras, Kilis, Malatya, Mardin, Osmaniye, Sanli Urfa, Sirmak