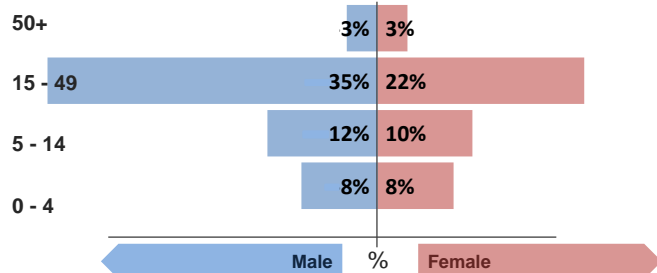


## Refugee population

Total refugee population in **reporting camps**:

**47,810** §

Demographic breakdown:



## Key facts

Estimated total population living in Duhok camps:

**50,765** §

\* Camps reporting health data:

**Domiz**  
**Gawilan**

Population:  
**Syrian refugees**

§ Source of population data:  
Estimates from UNHCR data

## Indicators at a glance

	Indicator	Standard
1	Health utilisation rate	2.0
2	Number of consultations per clinician per day	38
3	Proportion of first time antenatal visits made < 1st trimester	N/A
4	Measles vaccination rate	N/A
5	Full vaccination rate	N/A
6	Crude Mortality Rate (CMR) (/1000/month)	0.0
7	Under-five Mortality Rate (U5MR) (/1000/month)	0.0
8	Neonatal Mortality Rate (NNMR) (/1000 livebirths)	0.0

## Notes

This public health profile for Duhok camps is compiled from health data obtained from reporting agencies. Data is collected using standardised Health Information System (HIS) data collection and reporting tools and aims to be as accurate as possible.

Agencies reporting:

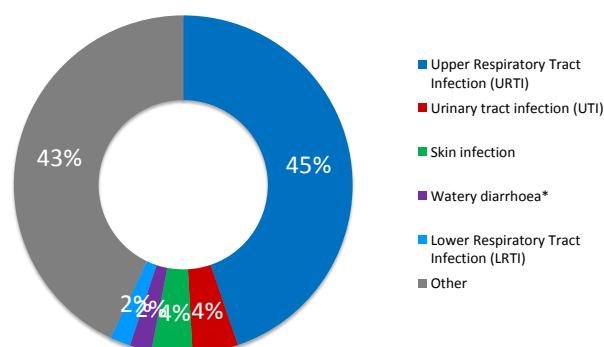
**DOH-Duhok**

**MSF**

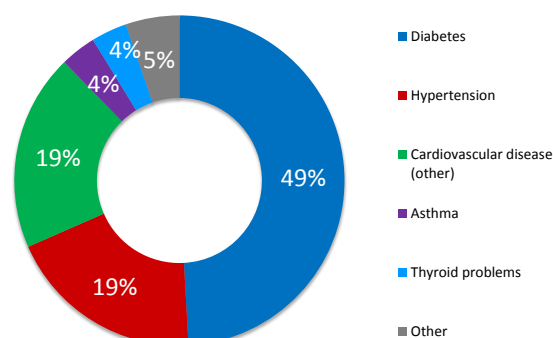
**PU-AMI**

## Morbidity

## Acute health conditions (%)



## Chronic health conditions (%)



## Top 5 acute health conditions

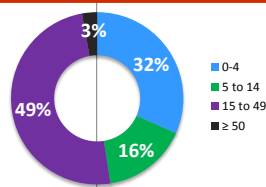
	% morbidity	# of cases
1 Upper Respiratory Tract Infection (URTI)	45%	710
2 Urinary tract infection (UTI)	4%	69
3 Skin infection	4%	62
4 Watery diarrhoea*	2%	33
5 Lower Respiratory Tract Infection (LRTI)	2%	31
- Other	43%	681

## Top 5 chronic health conditions

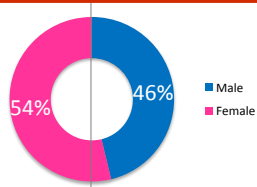
	% morbidity	# of cases
1 Diabetes	49%	28
2 Hypertension	19%	11
3 Cardiovascular disease (other)	19%	11
4 Asthma	4%	2
5 Thyroid problems	4%	2
- Other	5%	3

Breakdown of acute health conditions

by age

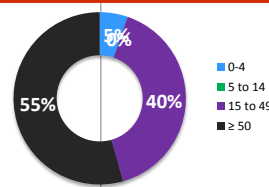


by gender

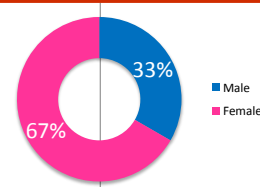


Breakdown of chronic health conditions

by age



by gender



## Public Health

### Health Impact

Indicator	Standard
Crude Mortality Rate (CMR) (/1000/month)	0.0 < 1.5
Under-five Mortality Rate (U5MR) (/1000/month)	0.0 < 3.0
Neonatal Mortality Rate (NNMR) (/1000 livebirths)	0.0 < 40

### Access and utilization

No. of health facilities	1.0	1 : < 10,000
Total number of consultations	1,793	
Health utilisation rate	2.0	1 - 4
No. of consultations per trained clinician per day	38	< 50

### Reproductive health

Proportion of first time antenatal visits made < 1st trimester	N/A	≥ 90%
--	-----	-------

### Outbreak Alert and Response

Indicator	Standard
Number of outbreaks reported	0
% of outbreaks investigated within 48 hours	N/A 100%

### Laboratory

Number of laboratory samples	15
------------------------------	----

### Immunization

Measles vaccination rate	N/A	> 95%
Full vaccination rate	N/A	> 95%
Program drop-out rate	N/A	< 10%
Vaccine wastage rate	N/A	< 8%

### Sexual and gender-based violence

Incidence of reported rape	0.0
----------------------------	-----

## Top 3 Mental health conditions

	% morbidity	# of cases
1 Epilepsy / seizures	0%	0
2 Alcohol and other substance abuse disorder	0%	0
3 Psychotic disorder	0%	0
- Other	0%	0

## Top 3 injuries

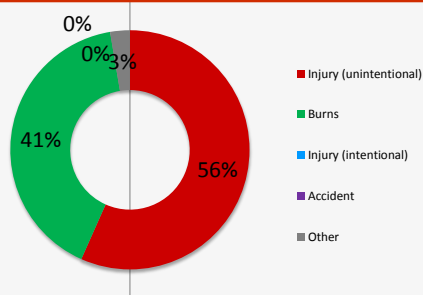
	% morbidity	# of cases
1 Injury (unintentional)	57%	85
2 Burns	41%	61
3 Injury (intentional)	0%	0
- Other	3%	4

## Breakdown of mental health conditions

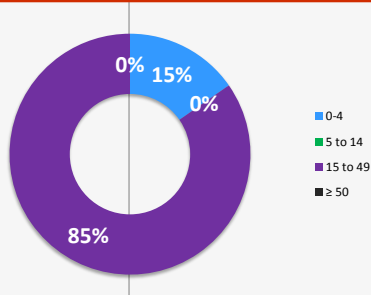
NO MENTAL HEALTH CONDITION REPORTED THIS WEEK

## Breakdown of injuries

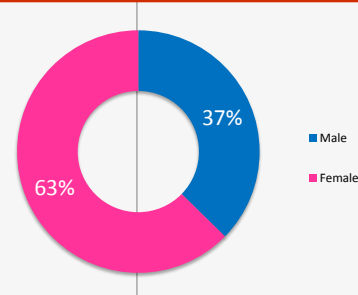
### By cause



### By age



### By gender



We gratefully acknowledge the support of the following agencies:



View interactive maps and statistics online  
<http://twine.unhcr.org>

