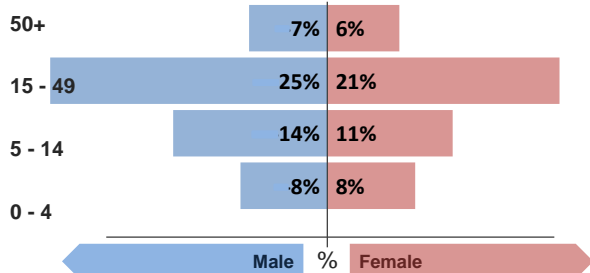


### Refugee population

Total refugee population: **6,040** \*

Demographic breakdown:



### Darashakran camp

### Key facts

Camp opened: **September 2013**

Planned capacity: **20,000**

Area: **1.15 Km sqr**

Population: **Syrian refugees, majority from Aleppo & Qamishli**

\* Source of population data: **Estimates from UNHCR registration**

### Indicators at a glance

	Indicator	Standard
1	Health utilisation rate	7.6
2	Number of consultations per clinician per day	42
3	Proportion of first time antenatal visits made < 1st trimester	N/A
4	Measles immunisation coverage	151%
5	Polio III immunisation coverage	78%
6	Crude Mortality Rate (CMR) (/1000/month)	0.0
7	Under-five Mortality Rate (U5MR) (/1000/month)	0.0
8	Neonatal Mortality Rate (NNMR) (/1000 livebirths)	0.0

### Notes

#### HIGHLIGHTS

Health utilisation rate (HUR) and consultations per clinicians (CPC) elevated. A thorough investigation of possible explanations for elevated HUR and CPC needed.

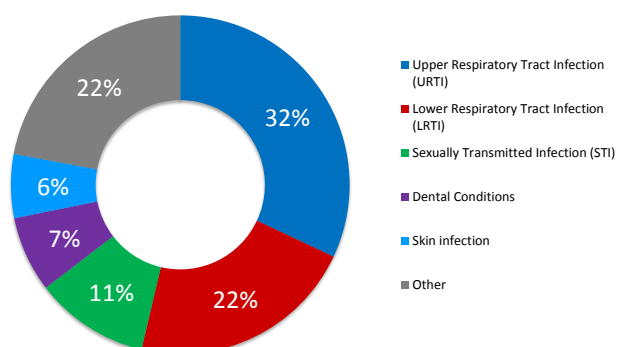
*This public health profile for Darashakran refugee camp is compiled from health data obtained from reporting agencies. Data is collected using standardised Health Information System (HIS) data collection and reporting tools and aims to be as accurate as possible.*

Agencies reporting:

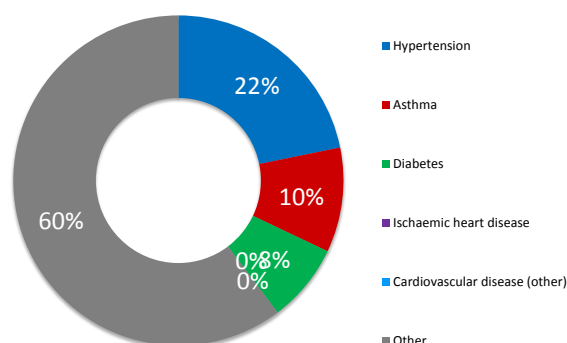
**DOH - Erbil**

### Morbidity

#### Acute health conditions (%)



#### Chronic health conditions (%)



#### Top 5 acute health conditions

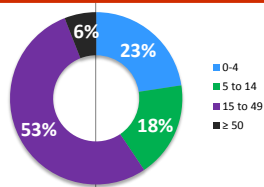
	% morbidity	# of cases
1 Upper Respiratory Tract Infection (URTI)	32%	252
2 Lower Respiratory Tract Infection (LRTI)	22%	171
3 Sexually Transmitted Infection (STI)	11%	86
4 Dental Conditions	7%	57
5 Skin infection	6%	48
- Other	22%	174

#### Top 5 chronic health conditions

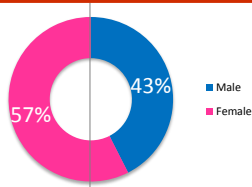
	% morbidity	# of cases
1 Hypertension	22%	17
2 Asthma	10%	8
3 Diabetes	8%	6
4 Ischaemic heart disease	0%	0
5 Cardiovascular disease (other)	0%	0
- Other	60%	47

#### Breakdown of acute health conditions

##### by age

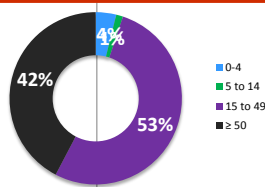


##### by gender

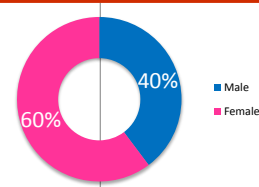


#### Breakdown of chronic health conditions

##### by age



##### by gender



## Public Health

### Health Impact

Indicator	Standard
Crude Mortality Rate (CMR) (/1000/month)	0.0 < 1.5
Under-five Mortality Rate (U5MR) (/1000/month)	0.0 < 3.0
Neonatal Mortality Rate (NNMR) (/1000 livebirths)	0.0 < 40

### Access and utilization

No. of health facilities	1.0	1 : < 10,000
Total number of consultations	878	
Health utilisation rate	7.6	1 - 4
No. of consultations per trained clinician per day	42	< 50

### Reproductive health

Proportion of first time antenatal visits made < 1st trimester	N/A	≥ 90%
--	-----	-------

### Outbreak Alert and Response

Number of outbreaks reported	0	
% of outbreaks investigated within 48 hours		100%

### Routine immunization

BCG immunisation coverage	52%	> 90%
DPT 1 immunisation coverage	61%	> 90%
Measles immunisation coverage	151%	> 90%
Polio III immunisation coverage	78%	> 90%
MMR immunisation coverage	99%	> 90%
Vitamin A coverage	95%	> 90%

### Sexual and gender-based violence

Incidence of reported rape	0.0	
----------------------------	-----	--

## Top 3 Mental health conditions

	% morbidity	# of cases
1 Epilepsy / seizures	0%	0
2 Alcohol and other substance abuse disorder	0%	0
3 Psychotic disorder	0%	0
- Other	0%	0

## Top 3 injuries

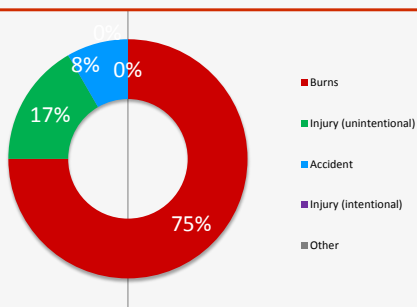
	% morbidity	# of cases
1 Burns	75%	9
2 Injury (unintentional)	17%	2
3 Accident	8%	1
- Other	0%	0

## Breakdown of mental health conditions

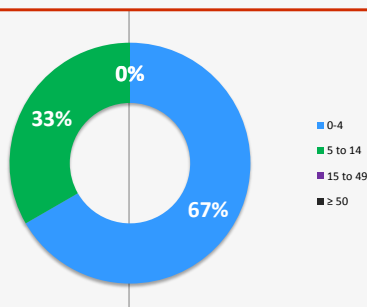
NO MENTAL HEALTH CONDITION REPORTED THIS WEEK

## Breakdown of injuries

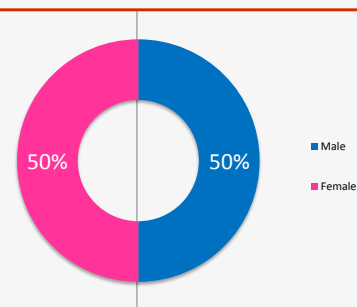
### By cause



### By age



### By gender



We gratefully acknowledge the support of the following agencies:



View interactive maps and statistics online  
<http://twine.unhcr.org>

