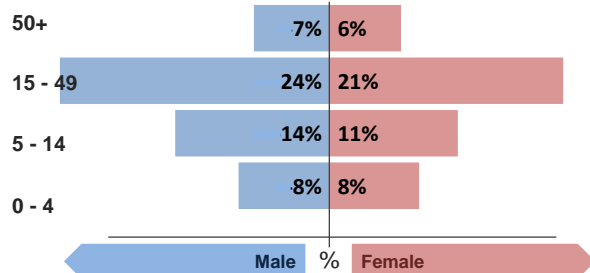


Refugee population

Total refugee population in **reporting camps**:**26,089** §

Demographic breakdown:



Key facts

Estimated total population living in Erbil camps:

26,089 §

* Camps reporting health data:

Kawergosk
Qushtapa
Darashakran
Basirma

Population:

Syrian refugees§ Source of population data:
Estimates from UNHCR registration

Indicators at a glance

	Indicator	Standard
1	Health utilisation rate	7.0
2	Number of consultations per clinician per day	57
3	Proportion of first time antenatal visits made < 1st trimester	N/A
4	Measles immunisation coverage	116%
5	Polio III immunisation coverage	95%
6	Crude Mortality Rate (CMR) (/1000/month)	0.0
7	Under-five Mortality Rate (U5MR) (/1000/month)	0.0
8	Neonatal Mortality Rate (NNMR) (/1000 livebirths)	0.0

Notes

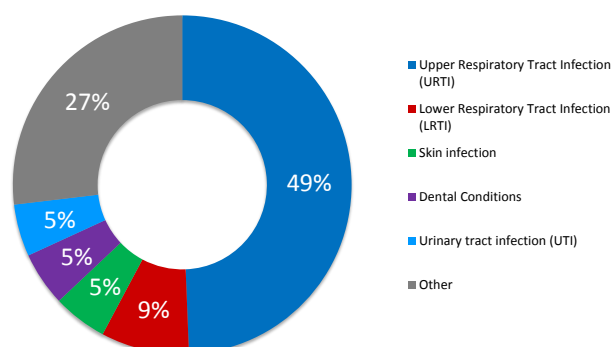
This public health profile for Erbil camps is compiled from health data obtained from reporting agencies. Data is collected using standardised Health Information System (HIS) data collection and reporting tools and aims to be as accurate as possible.

Agencies reporting:

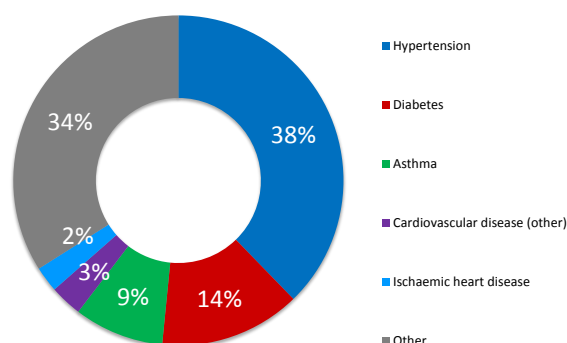
MSF**DOH - Erbil**

Morbidity

Acute health conditions (%)



Chronic health conditions (%)



Top 5 acute health conditions

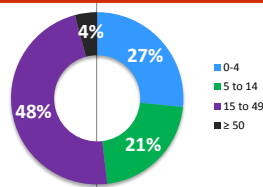
	% morbidity	# of cases
1 Upper Respiratory Tract Infection (URTI)	49%	1,635
2 Lower Respiratory Tract Infection (LRTI)	8%	279
3 Skin infection	5%	172
4 Dental Conditions	5%	171
5 Urinary tract infection (UTI)	5%	165
- Other	27%	890

Top 5 chronic health conditions

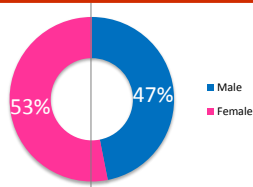
	% morbidity	# of cases
1 Hypertension	38%	60
2 Diabetes	14%	22
3 Asthma	9%	14
4 Cardiovascular disease (other)	3%	5
5 Ischaemic heart disease	3%	4
- Other	34%	54

Breakdown of acute health conditions

by age

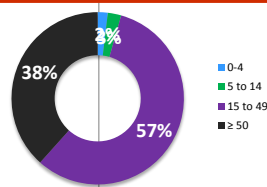


by gender

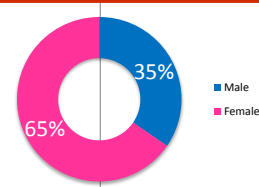


Breakdown of chronic health conditions

by age



by gender



Public Health

Health Impact

Indicator	Standard
Crude Mortality Rate (CMR) (/1000/month)	0.0 < 1.5
Under-five Mortality Rate (U5MR) (/1000/month)	0.0 < 3.0
Neonatal Mortality Rate (NNMR) (/1000 livebirths)	0.0 < 40

Access and utilization

No. of health facilities	1.0	1 : < 10,000
Total number of consultations	3,523	
Health utilisation rate	7.0	1 - 4
No. of consultations per trained clinician per day	57	< 50

Reproductive health

Proportion of first time antenatal visits made < 1st trimester	N/A	≥ 90%
--	-----	-------

Outbreak Alert and Response

Indicator	Standard
Number of outbreaks reported	0
% of outbreaks investigated within 48 hours	N/A 100%
Routine immunization	
BCG immunisation coverage	61% > 90%
DPT 1 immunisation coverage	77% > 90%
Measles immunisation coverage	116% > 90%
Polio III immunisation coverage	95% > 90%
MMR immunisation coverage	118% > 90%
Vitamin A coverage	97% > 90%

Sexual and gender-based violence

Incidence of reported rape	0.0
----------------------------	-----

Top 3 Mental health conditions

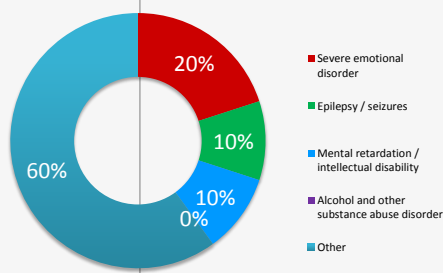
	% morbidity	# of cases
1 Severe emotional disorder	20%	2
2 Epilepsy / seizures	10%	1
3 Mental retardation / intellectual disability	10%	1
- Other	60%	6

Top 3 injuries

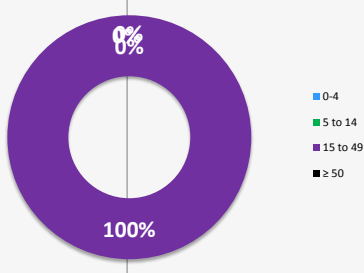
	% morbidity	# of cases
1 Injury (unintentional)	52%	22
2 Burns	43%	18
3 Injury (intentional)	2%	1
- Other	2%	1

Breakdown of mental health conditions

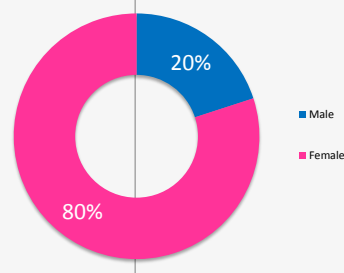
By cause



By age

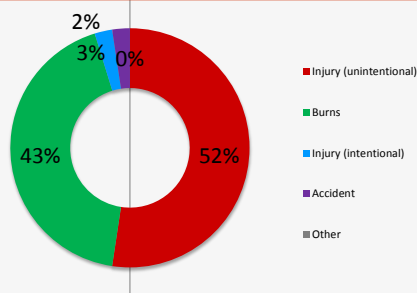


By gender

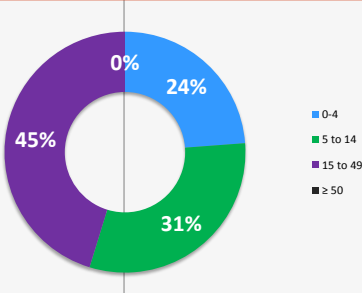


Breakdown of injuries

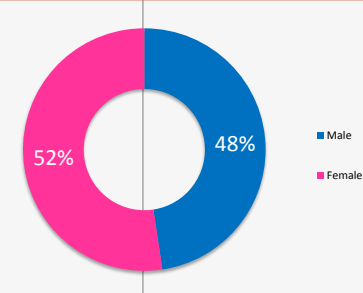
By cause



By age



By gender



We gratefully acknowledge the support of the following agencies:



View interactive maps and statistics online
<http://twine.unhcr.org>

