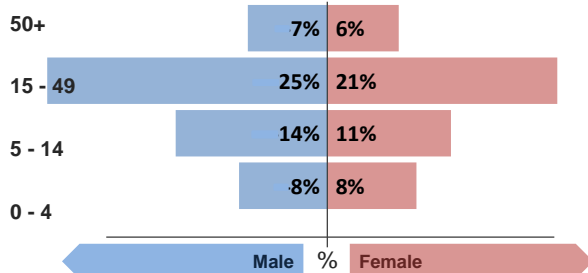


Refugee population

Total refugee population:

13,201 *

Demographic breakdown:



Kawergosk camp

Key facts

Camp opened:
August 2013

Planned capacity:
10,000

Area:
0.42 Km sq

Population:
Syrian refugees, majority from Qamishli

* Source of population data:
Estimates from UNHCR registration

Indicators at a glance

	Indicator	Standard
1	Health utilisation rate	4.4
2	Number of consultations per clinician per day	40
3	Proportion of first time antenatal visits made < 1st trimester	N/A
4	Measles immunisation coverage	122%
5	Polio III immunisation coverage	108%
6	Crude Mortality Rate (CMR) (/1000/month)	0.0
7	Under-five Mortality Rate (U5MR) (/1000/month)	0.0
8	Neonatal Mortality Rate (NNMR) (/1000 livebirths)	0.0

Notes

HIGHLIGHTS

Indicators normal.

Upper respiratory tract infections remain the major cause of morbidity

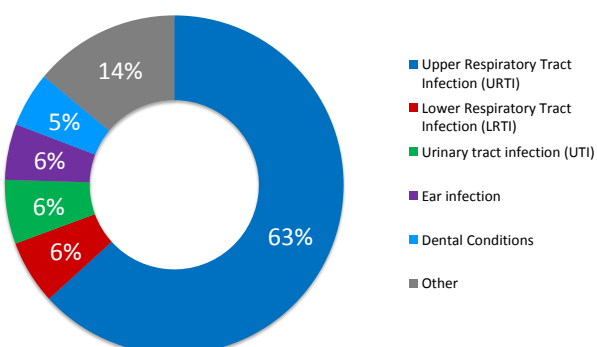
This public health profile for Kawergosk refugee camp is compiled from health data obtained from reporting agencies. Data is collected using standardised Health Information System (HIS) data collection and reporting tools and aims to be as accurate as possible.

Agencies reporting:

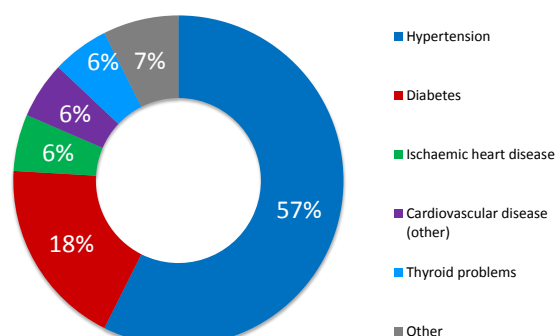
MSF

Morbidity

Acute health conditions (%)



Chronic health conditions (%)



Top 5 acute health conditions

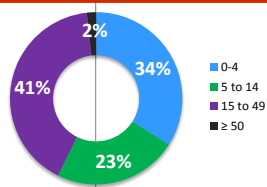
	% morbidity	# of cases
1 Upper Respiratory Tract Infection (URTI)	63%	652
2 Lower Respiratory Tract Infection (LRTI)	6%	63
3 Urinary tract infection (UTI)	6%	63
4 Ear infection	5%	55
5 Dental Conditions	5%	54
- Other	14%	144

Top 5 chronic health conditions

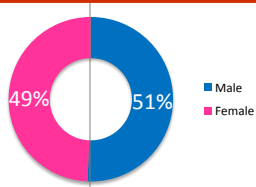
	% morbidity	# of cases
1 Hypertension	57%	31
2 Diabetes	19%	10
3 Ischaemic heart disease	6%	3
4 Cardiovascular disease (other)	6%	3
5 Thyroid problems	6%	3
- Other	7%	4

Breakdown of acute health conditions

by age

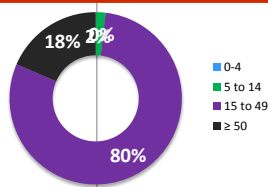


by gender

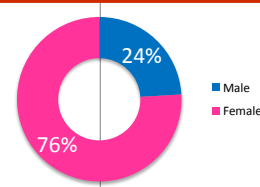


Breakdown of chronic health conditions

by age



by gender



Public Health

Health Impact

Indicator	Standard
Crude Mortality Rate (CMR) (/1000/month)	0.0 < 1.5
Under-five Mortality Rate (U5MR) (/1000/month)	0.0 < 3.0
Neonatal Mortality Rate (NNMR) (/1000 livebirths)	0.0 < 40

Access and utilization

No. of health facilities	1.0	1 : < 10,000
Total number of consultations	1,115	
Health utilisation rate	4.4	1 - 4
No. of consultations per trained clinician per day	40	< 50

Outbreak Alert and Response

Indicator	Standard
Number of outbreaks reported	0
% of outbreaks investigated within 48 hours	N/A 100%
Routine immunization	
BCG immunisation coverage	59% > 90%
DPT 1 immunisation coverage	98% > 90%
Measles immunisation coverage	122% > 90%
Polio III immunisation coverage	108% > 90%
MMR immunisation coverage	154% > 90%
Vitamin A coverage	115% > 90%

Reproductive health

Proportion of first time antenatal visits made < 1st trimester	N/A	≥ 90%
--	-----	-------

Sexual and gender-based violence

Incidence of reported rape	0.0
----------------------------	-----

Top 3 Mental health conditions

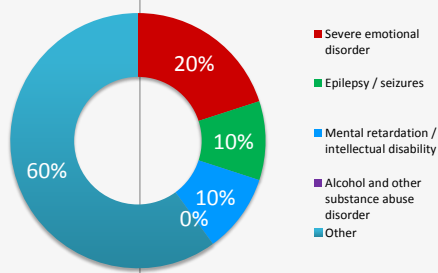
	% morbidity	# of cases
1 Severe emotional disorder	20%	2
2 Epilepsy / seizures	10%	1
3 Mental retardation / intellectual disability	10%	1
- Other	60%	6

Top 3 injuries

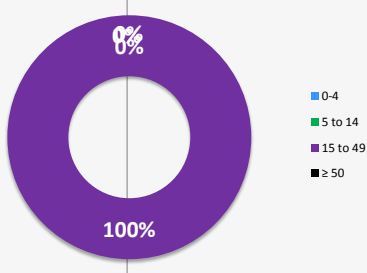
	% morbidity	# of cases
1 Injury (unintentional)	90%	18
2 Injury (intentional)	5%	1
3 Burns	5%	1
- Other	0%	0

Breakdown of mental health conditions

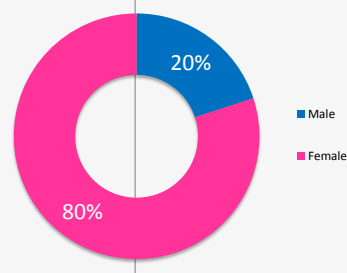
By cause



By age

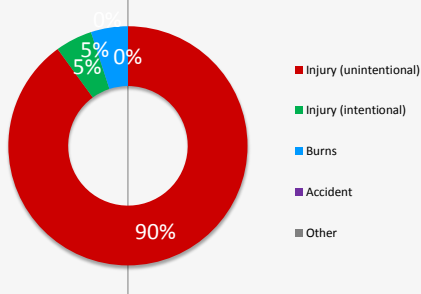


By gender

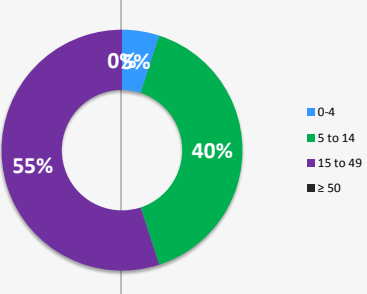


Breakdown of injuries

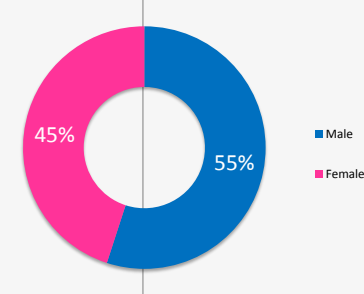
By cause



By age



By gender



We gratefully acknowledge the support of the following agencies:



View interactive maps and statistics online
<http://twine.unhcr.org>

