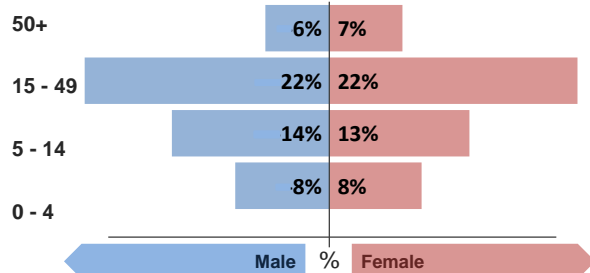


Refugee population

Total refugee population:

3,844 *

Demographic breakdown:



Qushtapa camp

Key facts

Camp opened:
August 2013Planned capacity:
7,860Area:
0.43 Km sqrPopulation:
Syrian refugees, majority from Qamishli, Diralok and Hassaka* Source of population data:
Estimates from UNHCR registration

Indicators at a glance

1	Health utilisation rate	6.7	1 - 4
2	Number of consultations per clinician per day	83	< 50
3	Proportion of first time antenatal visits made < 1st trimester	N/A	≥ 90%
4	Measles immunisation coverage	111%	> 90%
5	Polio III immunisation coverage	89%	> 90%
6	Crude Mortality Rate (CMR) (/1000/month)	0.0	< 1.5
7	Under-five Mortality Rate (U5MR) (/1000/month)	0.0	< 3.0
8	Neonatal Mortality Rate (NNMR) (/1000 livebirths)	0.0	< 40

Notes

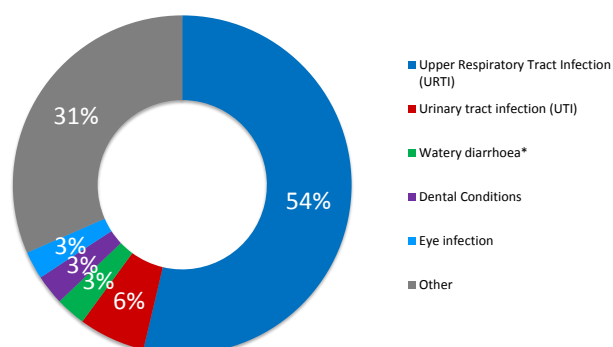
This public health profile for Qushtapa refugee camp is compiled from health data obtained from reporting agencies. Data is collected using standardised Health Information System (HIS) data collection and reporting tools and aims to be as accurate as possible.

Agencies reporting:

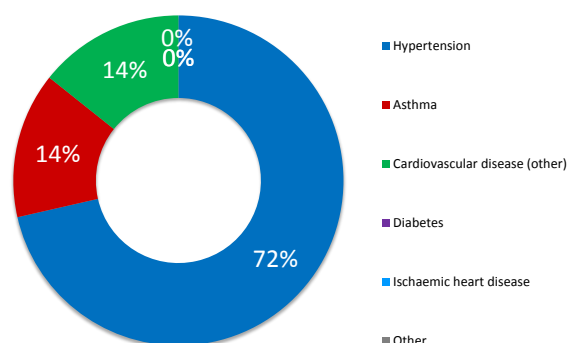
DOH - ERBIL

Morbidity

Acute health conditions (%)



Chronic health conditions (%)



Top 5 acute health conditions

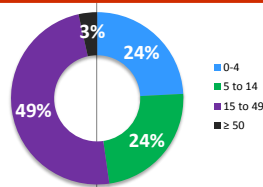
	% morbidity	# of cases
1 Upper Respiratory Tract Infection (URTI)	54%	262
2 Urinary tract infection (UTI)	6%	31
3 Watery diarrhoea*	3%	14
4 Dental Conditions	3%	14
5 Eye infection	3%	13
- Other	32%	154

Top 5 chronic health conditions

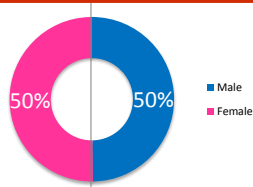
	% morbidity	# of cases
1 Hypertension	71%	5
2 Asthma	14%	1
3 Cardiovascular disease (other)	14%	1
4 Diabetes	0%	0
5 Ischaemic heart disease	0%	0
- Other	0%	0

Breakdown of acute health conditions

by age

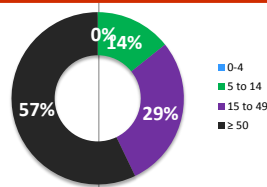


by gender

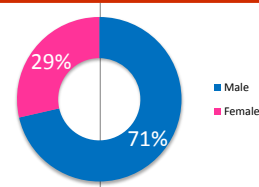


Breakdown of chronic health conditions

by age



by gender



Public Health

Health Impact

	Indicator	Standard
Crude Mortality Rate (CMR) (/1000/month)	0.0	< 1.5
Under-five Mortality Rate (U5MR) (/1000/month)	0.0	< 3.0
Neonatal Mortality Rate (NNMR) (/1000 livebirths)	0.0	< 40

Access and utilization

No. of health facilities	1.0	1 : < 10,000
Total number of consultations	495	
Health utilisation rate	6.7	1 - 4
No. of consultations per trained clinician per day	83	< 50

Reproductive health

Proportion of first time antenatal visits made < 1st trimester	N/A	≥ 90%
--	-----	-------

Outbreak Alert and Response

	Indicator	Standard
Number of outbreaks reported	0	
% of outbreaks investigated within 48 hours	N/A	100%
Routine immunization		
BCG immunisation coverage	94%	> 90%
DPT 1 immunisation coverage	61%	> 90%
Measles immunisation coverage	111%	> 90%
Polio III immunisation coverage	89%	> 90%
MMR immunisation coverage	67%	> 90%
Vitamin A coverage	69%	> 90%

Sexual and gender-based violence

Incidence of reported rape	0.0
----------------------------	-----

Top 3 Mental health conditions

	% morbidity	# of cases
1 Epilepsy / seizures	0%	0
2 Alcohol and other substance abuse disorder	0%	0
3 Psychotic disorder	0%	0
- Other	0%	0

Top 3 injuries

	% morbidity	# of cases
1 Injury (intentional)	0%	0
2 Injury (unintentional)	0%	0
3 Burns	0%	0
- Other	0%	0

Breakdown of mental health conditions

NO MENTAL HEALTH CONDITIONS REPORTED THIS WEEK

Breakdown of injuries

NO INJURIES REPORTED THIS WEEK

We gratefully
acknowledge the support of
the following agencies:



View interactive maps
and statistics online
<http://twine.unhcr.org>

