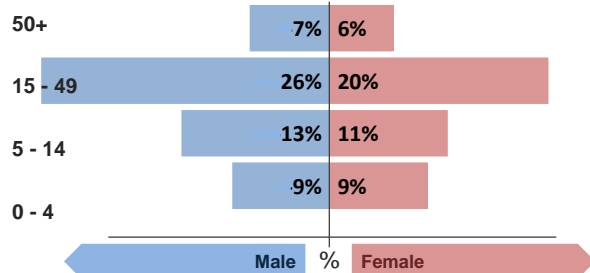


## Refugee population

Total refugee population: **2810** \*

Demographic breakdown:



## Gawilan camp



## Key facts

Camp opened:  
**September 2013**Planned capacity:  
**10,000**Area:  
**1.15 Km sq**Population:  
**Syrian refugees, majority from Qamishli**\* Source of population data:  
**Estimates from UNHCR registration**

## Indicators at a glance

	Indicator	Standard
1	Health utilisation rate	14.1
2	Number of consultations per clinician per day	64
3	Proportion of first time antenatal visits made < 1st trimester	71%
4	Measles immunisation coverage	NAD
5	Polio III immunisation coverage	NAD
6	Crude Mortality Rate (CMR) (/1000/month)	0.0
7	Under-five Mortality Rate (U5MR) (/1000/month)	0.0
8	Neonatal Mortality Rate (NNMR) (/1000 livebirths)	0.0

## Notes

## HIGHLIGHTS THIS WEEK

Health facility utilisation rate, above expected range.

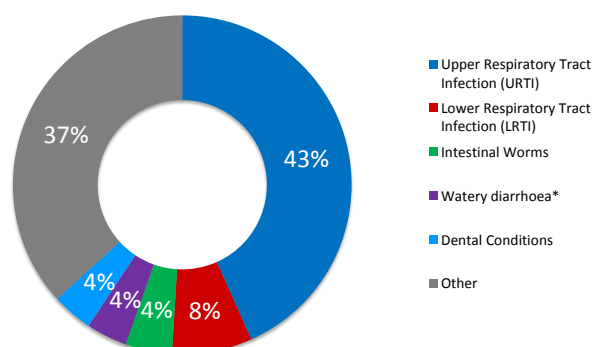
This public health profile for Gawilan refugee camp is compiled from health data obtained from reporting agencies. Data is collected using standardised Health Information System (HIS) data collection and reporting tools and aims to be as accurate as possible.

Agencies reporting:

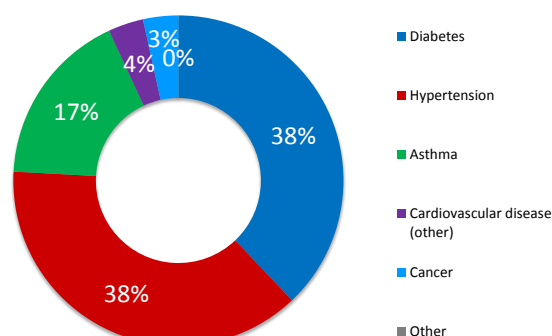
**PU-AMI**  
**DOH - Dohuk**

## Morbidity

## Acute health conditions (%)



## Chronic health conditions (%)



## Top 5 acute health conditions

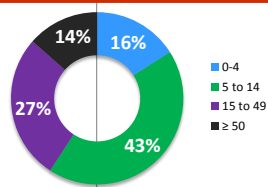
	% morbidity	# of cases
1 Upper Respiratory Tract Infection (URTI)	43%	311
2 Lower Respiratory Tract Infection (LRTI)	8%	55
3 Intestinal Worms	4%	32
4 Watery diarrhoea*	4%	28
5 Dental Conditions	4%	28
- Other	37%	264

## Top 5 chronic health conditions

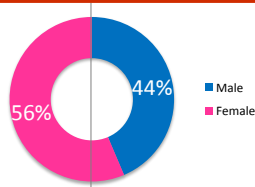
	% morbidity	# of cases
1 Diabetes	38%	11
2 Hypertension	38%	11
3 Asthma	17%	5
4 Cardiovascular disease (other)	3%	1
5 Cancer	3%	1
- Other	0%	0

## Breakdown of acute health conditions

## by age

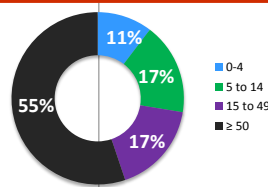


## by gender

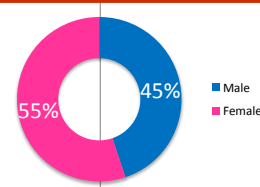


## Breakdown of chronic health conditions

## by age



## by gender



## Public Health

### Health Impact

Indicator	Standard
Crude Mortality Rate (CMR) (/1000/month)	0.0 < 1.5
Under-five Mortality Rate (U5MR) (/1000/month)	0.0 < 3.0
Neonatal Mortality Rate (NNMR) (/1000 livebirths)	0.0 < 40

### Access and utilization

No. of health facilities	1.0	1 : < 10,000
Total number of consultations	763	
Health utilisation rate	14.1	1 - 4
No. of consultations per trained clinician per day	64	< 50

### Reproductive health

Proportion of first time antenatal visits made < 1st trimester	71%	≥ 90%
--	-----	-------

### Outbreak Alert and Response

Indicator	Standard
Number of outbreaks reported	0
% of outbreaks investigated within 48 hours	N/A 100%
<b>Routine immunization</b>	
BCG immunisation coverage	NAD > 90%
DPT 1 immunisation coverage	NAD > 90%
Measles immunisation coverage	NAD > 90%
Polio III immunisation coverage	NAD > 90%
MMR immunisation coverage	NAD > 90%
Vitamin A coverage	NAD > 90%

### Sexual and gender-based violence

Incidence of reported rape	0.0
----------------------------	-----

## Top 3 Mental health conditions

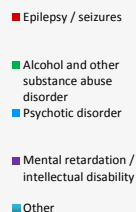
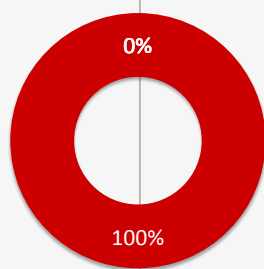
	% morbidity	# of cases
1 Epilepsy / seizures	100%	1
2 Alcohol and other substance abuse disorder	0%	0
3 Psychotic disorder	0%	0
- Other	0%	0

## Top 3 injuries

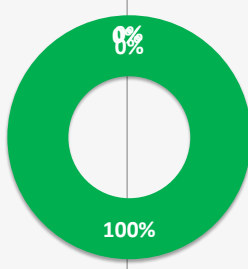
	% morbidity	# of cases
1 Injury (unintentional)	60%	9
2 Burns	20%	3
3 Injury (intentional)	0%	0
- Other	20%	3

## Breakdown of mental health conditions

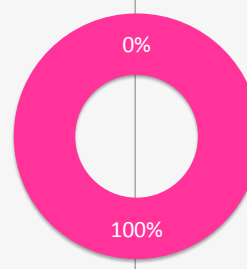
### By cause



### By age


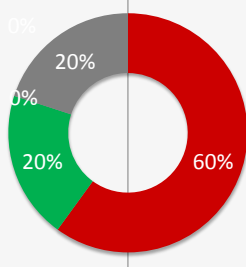


### By gender

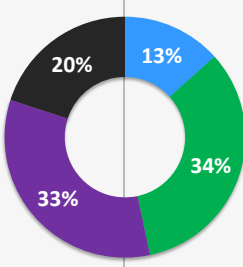


## Breakdown of injuries

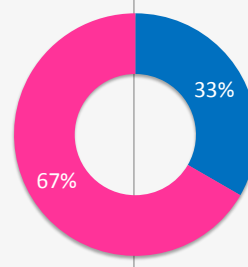
### By cause



### By age



### By gender



We gratefully acknowledge the support of the following agencies:



View interactive maps and statistics online  
<http://twine.unhcr.org>

