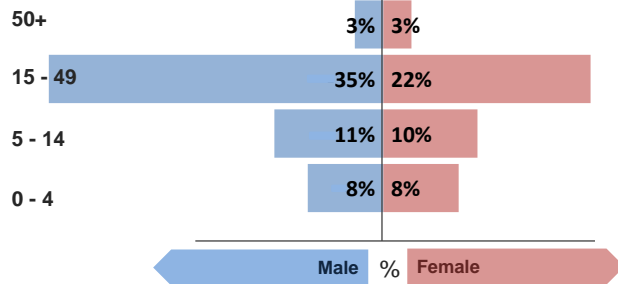


## Refugee population

Total refugee population:  
Demographic breakdown:

**44968 \***

## Domiz camp

## Key facts

Camp opened:  
**April 2012**

Planned capacity:  
**27,000**

Area:  
**1.14 Km sqr**

Population:  
**Syrian refugees, majority from fleeing from areas populated by Kurds**

\* Source of population data: UNHCR estimate. Registered population is 85905, however many thought to live outside the camp perimeter. Proportions are for registered population

## Indicators at a glance

	Indicator	Standard
1	Health utilisation rate	2.0 1 - 4
2	Number of consultations per clinician per day	49 < 50
3	Proportion of first time antenatal visits made < 1st trimester	100% ≥ 90%
4	Measles immunisation coverage	59% > 90%
5	Polio III immunisation coverage	79% > 90%
6	Crude Mortality Rate (CMR) (/1000/month)	0.0 < 1.5
7	Under-five Mortality Rate (U5MR) (/1000/month)	0.0 < 3.0
8	Neonatal Mortality Rate (NNMR) (/1000 livebirths)	0.0 < 40

## Notes

## HIGHLIGHTS THIS WEEK

Slight elevation in consultations per clinician per day.

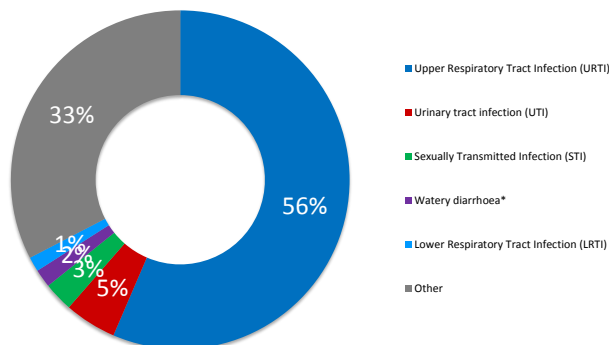
This public health profile for Domiz refugee camp is compiled from health data obtained from reporting agencies. Data is collected using standardised Health Information System (HIS) data collection and reporting tools and aims to be as accurate as possible.

Agencies reporting:

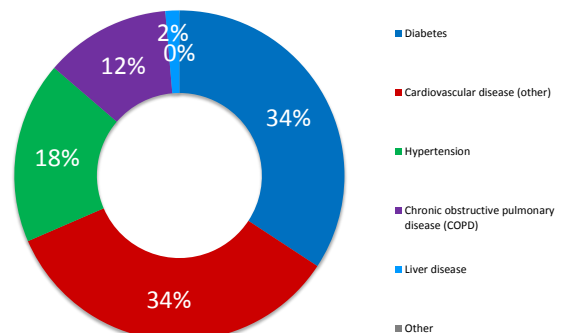
**MSF**  
**IMC**  
**DOH**

## Morbidity

## Acute health conditions (%)



## Chronic health conditions (%)



## Top 5 acute health conditions

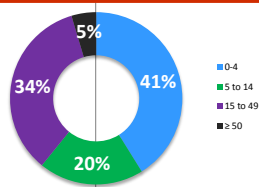
	% morbidity	# of cases
1 Upper Respiratory Tract Infection (URTI)	56%	682
2 Urinary tract infection (UTI)	5%	60
3 Sexually Transmitted Infection (STI)	3%	34
4 Watery diarrhoea*	2%	21
5 Lower Respiratory Tract Infection (LRTI)	1%	17
- Other	33%	394

## Top 5 chronic health conditions

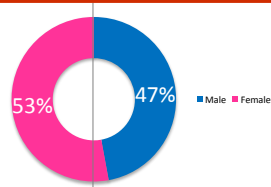
	% morbidity	# of cases
1 Diabetes	34%	25
2 Cardiovascular disease (other)	34%	25
3 Hypertension	18%	13
4 Chronic obstructive pulmonary disease (COPD)	12%	9
5 Liver disease	1%	1
- Other	0%	0

## Breakdown of acute health conditions

## by age

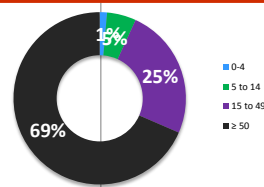


## by gender

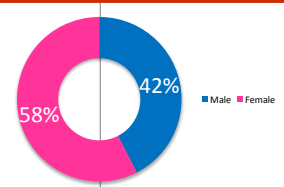


## Breakdown of chronic health conditions

## by age



## by gender



## Public Health

### Health Impact

	Indicator	Standard
Crude Mortality Rate (CMR) (/1000/month)	0.0	< 1.5
Under-five Mortality Rate (U5MR) (/1000/month)	0.0	< 3.0
Neonatal Mortality Rate (NNMR) (/1000 livebirths)	0.0	< 40

### Access and utilization

No. of health facilities	1.0	1 : < 10,000
Total number of consultations	1,732	
Health utilisation rate	2.0	1 - 4
No. of consultations per trained clinician per day	49	< 50

### Reproductive health

Proportion of first time antenatal visits made < 1st trimester	100%	≥ 90%
--	------	-------

### Outbreak Alert and Response

	Indicator	Standard
Number of outbreaks reported	0	
% of outbreaks investigated within 48 hours	N/A	100%
<b>Routine immunization</b>		
BCG immunisation coverage	92%	> 90%
DPT 1 immunisation coverage	109%	> 90%
Measles immunisation coverage	59%	> 90%
Polio III immunisation coverage	79%	> 90%
MMR immunisation coverage	78%	> 90%
Vitamin A coverage	64%	> 90%

### Sexual and gender-based violence

Incidence of reported rape	0.0
----------------------------	-----

## Top 3 Mental health conditions

	% morbidity	# of cases
1 Epilepsy / seizures	0%	0
2 Alcohol and other substance abuse disorder	0%	0
3 Psychotic disorder	0%	0
- Other	0%	0

## Top 3 injuries

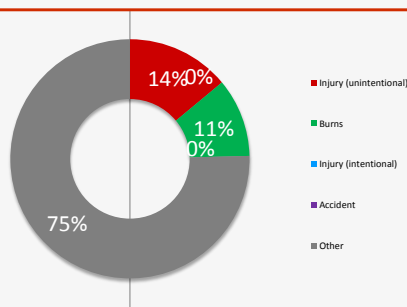
	% morbidity	# of cases
1 Injury (unintentional)	14%	63
2 Burns	11%	48
3 Injury (intentional)	0%	0
- Other	75%	340

## Breakdown of mental health conditions

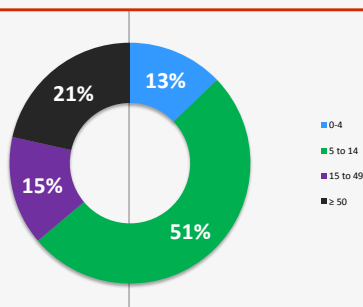
NO MENTAL HEALTH CONDITION REPORTED THIS WEEK

## Breakdown of injuries

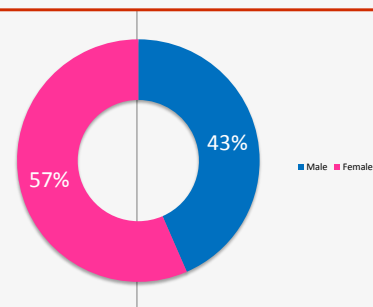
### By cause



### By age



### By gender



We gratefully acknowledge the support of the following agencies:



View interactive maps and statistics online  
<http://twine.unhcr.org>

