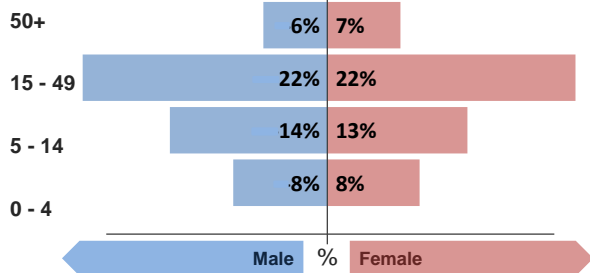


### Refugee population

Total refugee population:

**3,844** \*

Demographic breakdown:



### Qushtapa camp

### Key facts

Camp opened:  
**August 2013**

Planned capacity:  
**7,860**

Area:  
**0.43 Km sq**

Population:  
**Syrian refugees, majority from Qamishli, Diralok and Hassaka**

\* Source of population data:  
**Estimates from UNHCR registration**

### Indicators at a glance

Indicator	Indicator	Standard
1	Health utilisation rate	3.3   1 - 4
2	Number of consultations per clinician per day	40   < 50
3	Proportion of first time antenatal visits made < 1st trimester	N/A   ≥ 90%
4	Measles immunisation coverage	111%   > 90%
5	Polio III immunisation coverage	89%   > 90%
6	Crude Mortality Rate (CMR) (/1000/month)	0.0   < 1.5
7	Under-five Mortality Rate (U5MR) (/1000/month)	0.0   < 3.0
8	Neonatal Mortality Rate (NNMR) (/1000 livebirths)	0.0   < 40

### Notes

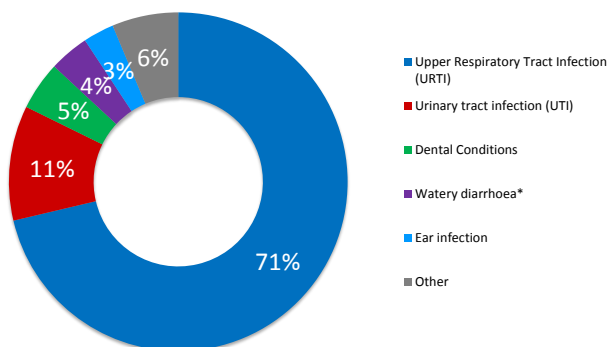
This public health profile for Qushtapa refugee camp is compiled from health data obtained from reporting agencies. Data is collected using standardised Health Information System (HIS) data collection and reporting tools and aims to be as accurate as possible.

Agencies reporting:

**DOH - ERBIL**

### Morbidity

#### Acute health conditions (%)

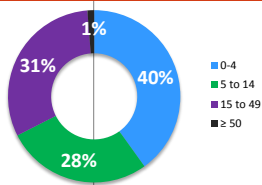


#### Top 5 acute health conditions

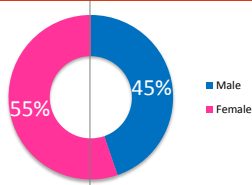
Rank	Condition	% morbidity	# of cases
1	Upper Respiratory Tract Infection (URTI)	71%	169
2	Urinary tract infection (UTI)	11%	26
3	Dental Conditions	5%	11
4	Watery diarrhoea*	4%	9
5	Ear infection	3%	7
-	Other	6%	15

Breakdown of acute health conditions

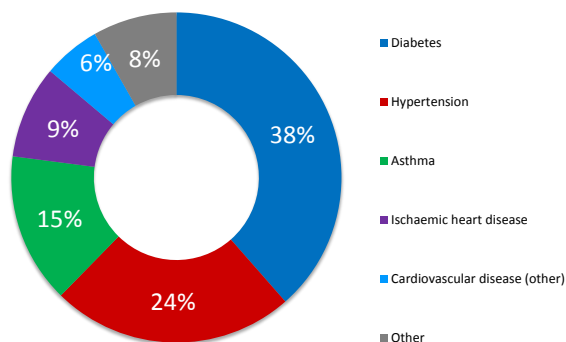
by age



by gender



#### Chronic health conditions (%)



#### Top 5 chronic health conditions

Rank	Condition	% morbidity	# of cases
1	Diabetes	0%	0
2	Hypertension	0%	0
3	Asthma	0%	0
4	Ischaemic heart disease	0%	0
5	Cardiovascular disease (other)	0%	0
-	Other	0%	0

Breakdown of chronic health conditions

by age

by gender

**NO CHRONIC CONDITIONS REPORTED THIS WEEK**

# Public Health

Health Impact			Indicator	Standard	Outbreak Alert and Response			Indicator	Standard
Crude Mortality Rate (CMR) (/1000/month)			0.0	< 1.5	Number of outbreaks reported			0	
Under-five Mortality Rate (U5MR) (/1000/month)			0.0	< 3.0	% of outbreaks investigated within 48 hours			N/A	100%
Neonatal Mortality Rate (NNMR) (/1000 livebirths)			0.0	< 40	<b>Routine immunization</b>				
					BCG immunisation coverage			94%	> 90%
					DPT 1 immunisation coverage			61%	> 90%
					Measles immunisation coverage			111%	> 90%
					Polio III immunisation coverage			89%	> 90%
					MMR immunisation coverage			67%	> 90%
					Vitamin A coverage			69%	> 90%
Access and utilization				Sexual and gender-based violence					
No. of health facilities			1.0	1 : < 10,000	Incidence of reported rape			0.0	
Total number of consultations			241						
Health utilisation rate			3.3	1 - 4					
No. of consultations per trained clinician per day			40	< 50					
Reproductive health									
Proportion of first time antenatal visits made < 1st trimester			N/A	≥ 90%					

Top 3 Mental health conditions				Top 3 injuries			
	% morbidity	# of cases			% morbidity	# of cases	
1 Epilepsy / seizures	0%	0	1 Burns	67%	2		
2 Alcohol and other substance abuse disorder	0%	0	2 Accident	33%	1		
3 Psychotic disorder	0%	0	3 Injury (intentional)	0%	0		
- Other	100%	1	- Other	0%	0		

