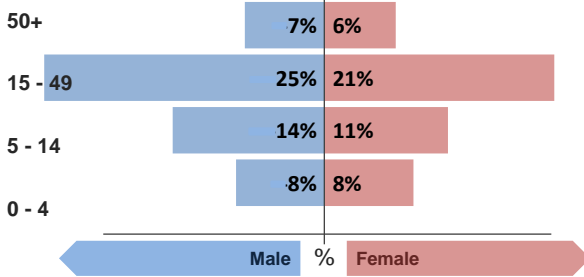


Refugee population

Total refugee population:

13,201 *

Demographic breakdown:



Kawergosk camp



Key facts

Camp opened: **August 2013**

Planned capacity: **10,000**

Area: **0.42 Km sq**

Population: **Syrian refugees, majority from Qamishli**

* Source of population data: **Estimates from UNHCR registration**

Indicators at a glance

Indicator	Indicator	Standard
1	Health utilisation rate	4.2 1 - 4
2	Number of consultations per clinician per day	53 < 50
3	Proportion of first time antenatal visits made < 1st trimester	N/A ≥ 90%
4	Measles immunisation coverage	114% > 90%
5	Polio III immunisation coverage	109% > 90%
6	Crude Mortality Rate (CMR) (/1000/month)	0.0 < 1.5
7	Under-five Mortality Rate (U5MR) (/1000/month)	0.0 < 3.0
8	Neonatal Mortality Rate (NNMR) (/1000 livebirths)	0.0 < 40

Notes

HIGHLIGHTS

Indicators normal.

Upper respiratory tract infections remain the major cause of morbidity

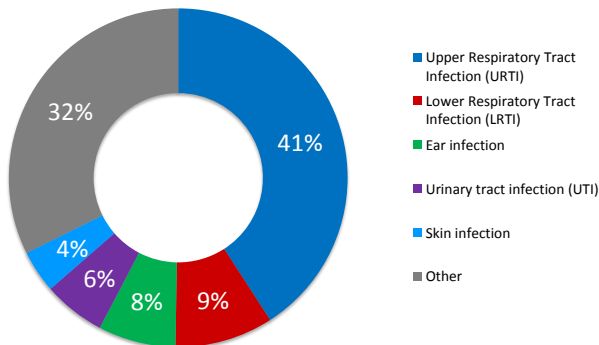
This public health profile for Kawergosk refugee camp is compiled from health data obtained from reporting agencies. Data is collected using standardised Health Information System (HIS) data collection and reporting tools and aims to be as accurate as possible.

Agencies reporting:

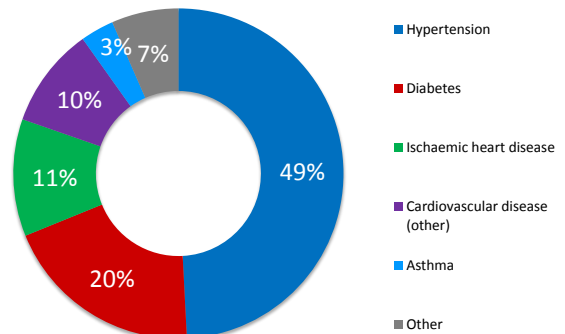
MSF

Morbidity

Acute health conditions (%)



Chronic health conditions (%)



Top 5 acute health conditions

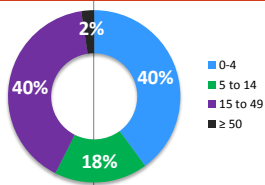
	% morbidity	# of cases
1	Upper Respiratory Tract Infection (URTI)	41% 392
2	Lower Respiratory Tract Infection (LRTI)	9% 90
3	Ear infection	7% 71
4	Urinary tract infection (UTI)	6% 57
5	Skin infection	4% 39
-	Other	32% 310

Top 5 chronic health conditions

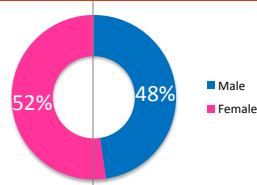
	% morbidity	# of cases
1	Hypertension	49% 30
2	Diabetes	20% 12
3	Ischaemic heart disease	11% 7
4	Cardiovascular disease (other)	10% 6
5	Asthma	3% 2
-	Other	7% 4

Breakdown of acute health conditions

by age

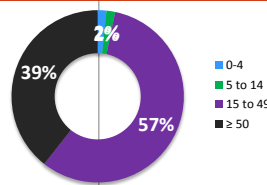


by gender

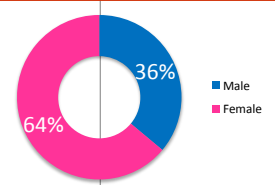


Breakdown of chronic health conditions

by age



by gender



Public Health

Health Impact	Indicator	Standard	Outbreak Alert and Response	Indicator	Standard
Crude Mortality Rate (CMR) (/1000/month)	0.0	< 1.5	Number of outbreaks reported	0	
Under-five Mortality Rate (U5MR) (/1000/month)	0.0	< 3.0	% of outbreaks investigated within 48 hours	N/A	100%
Neonatal Mortality Rate (NNMR) (/1000 livebirths)	0.0	< 40	Routine immunization		
Access and utilization			BCG immunisation coverage	58%	> 90%
No. of health facilities	1.0	1 : < 10,000	DPT 1 immunisation coverage	94%	> 90%
Total number of consultations	1,055		Measles immunisation coverage	114%	> 90%
Health utilisation rate	4.2	1 - 4	Polio III immunisation coverage	109%	> 90%
No. of consultations per trained clinician per day	53	< 50	MMR immunisation coverage	138%	> 90%
Reproductive health			Vitamin A coverage	106%	> 90%
Sexual and gender-based violence			Incidence of reported rape		
Proportion of first time antenatal visits made < 1st trimester	N/A	≥ 90%	0.0		

Top 3 Mental health conditions				Top 3 injuries			
	% morbidity	# of cases		% morbidity	# of cases		
1 Severe emotional disorder	78%	7	1 Injury (unintentional)	81%	21		
2 Epilepsy / seizures	11%	1	2 Burns	12%	3		
3 Mental retardation / intellectual disability	11%	1	3 Accident	4%	1		
- Other	0%	0	- Other	4%	1		

