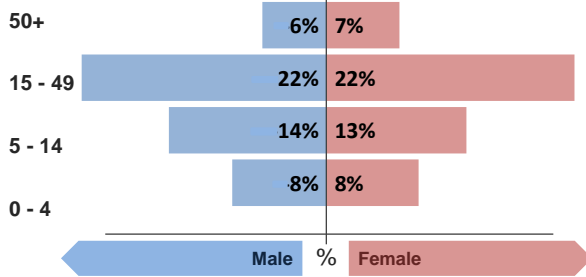


Refugee population

Total refugee population:

3,844 *

Demographic breakdown:



Qushtapa camp

Key facts

Camp opened:
August 2013

Planned capacity:
7,860

Area:
0.43 Km sq

Population:
Syrian refugees, majority from Qamishli, Diralok and Hassaka

* Source of population data:
Estimates from UNHCR registration

Indicators at a glance

Indicator	Value	Standard
1 Health utilisation rate	3.8	1 - 4
2 Number of consultations per clinician per day	47	< 50
3 Proportion of first time antenatal visits made < 1st trimester	N/A	≥ 90%
4 Measles immunisation coverage	107%	> 90%
5 Polio III immunisation coverage	78%	> 90%
6 Crude Mortality Rate (CMR) (/1000/month)	0.0	< 1.5
7 Under-five Mortality Rate (U5MR) (/1000/month)	0.0	< 3.0
8 Neonatal Mortality Rate (NNMR) (/1000 livebirths)	0.0	< 40

Notes

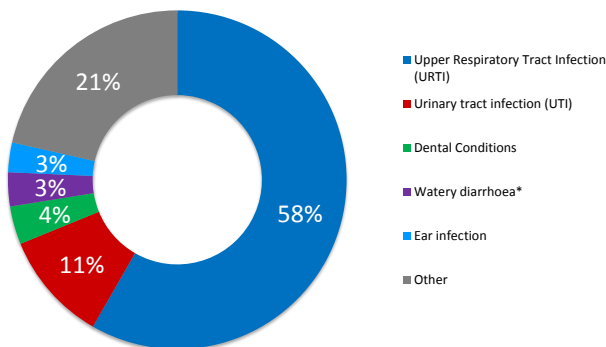
This public health profile for Qushtapa refugee camp is compiled from health data obtained from reporting agencies. Data is collected using standardised Health Information System (HIS) data collection and reporting tools and aims to be as accurate as possible.

Agencies reporting:

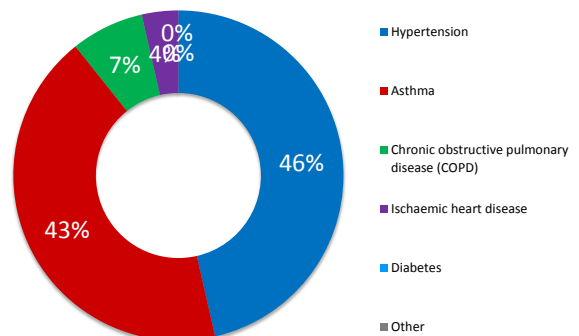
DOH - ERBIL

Morbidity

Acute health conditions (%)



Chronic health conditions (%)



Top 5 acute health conditions

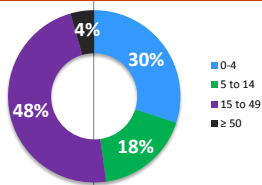
Condition	% morbidity	# of cases
1 Upper Respiratory Tract Infection (URTI)	58%	144
2 Urinary tract infection (UTI)	11%	26
3 Dental Conditions	4%	9
4 Watery diarrhoea*	3%	8
5 Ear infection	3%	7
- Other	21%	53

Top 5 chronic health conditions

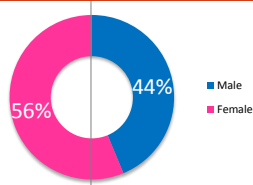
Condition	% morbidity	# of cases
1 Hypertension	46%	13
2 Asthma	43%	12
3 Chronic obstructive pulmonary disease (COPD)	7%	2
4 Ischaemic heart disease	4%	1
5 Diabetes	0%	0
- Other	0%	0

Breakdown of acute health conditions

by age

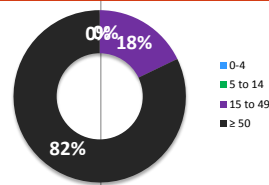


by gender

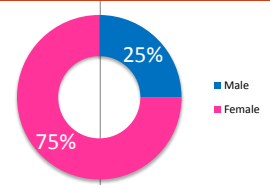


Breakdown of chronic health conditions

by age



by gender



Public Health

Health Impact	Indicator	Standard	Outbreak Alert and Response	Indicator	Standard
Crude Mortality Rate (CMR) (/1000/month)	0.0	< 1.5	Number of outbreaks reported	0	
Under-five Mortality Rate (U5MR) (/1000/month)	0.0	< 3.0	% of outbreaks investigated within 48 hours	N/A	100%
Neonatal Mortality Rate (NNMR) (/1000 livebirths)	0.0	< 40	Routine immunization		
Access and utilization			BCG immunisation coverage	83%	> 90%
No. of health facilities	1.0	1 : < 10,000	DPT 1 immunisation coverage	59%	> 90%
Total number of consultations	283		Measles immunisation coverage	107%	> 90%
Health utilisation rate	3.8	1 - 4	Polio III immunisation coverage	78%	> 90%
No. of consultations per trained clinician per day	47	< 50	MMR immunisation coverage	73%	> 90%
Reproductive health			Vitamin A coverage	85%	> 90%
Proportion of first time antenatal visits made < 1st trimester			Sexual and gender-based violence		
N/A			Incidence of reported rape		
			0.0		

Top 3 Mental health conditions				Top 3 injuries			
	% morbidity	# of cases		% morbidity	# of cases		
1 Epilepsy / seizures	100%	1	1 Burns	71%	5		
2 Alcohol and other substance abuse disorder	0%	0	2 Injury (intentional)	14%	1		
3 Psychotic disorder	0%	0	3 Accident	14%	1		
- Other	0%	0	- Other	0%	0		

