

Outbreak Alert and Response

In Week 33, disease outbreak alerts are issued for the following diseases.

See notes below for calculation of alert thresholds.



Suspected Measles & Acute Flaccid Paralysis Alert

Population trend

Population

Total population

W45

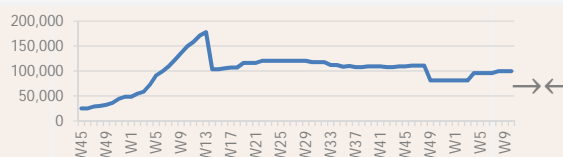
W10

Trend

Notes

Total population

99,850



In W14, the population source was changed to WFP Distribution Figures

Diseases with epidemic potential

Disease

% morbidity*

Incid. / cases**

W45

W10

Trend***

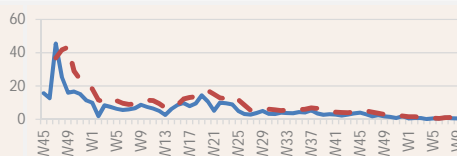
Alert

Notes

1 Watery diarrhoea

1%

0.5



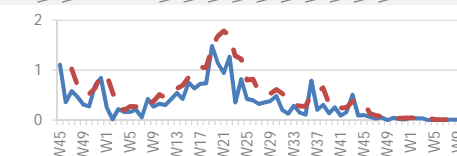
↓



2 Bloody diarrhoea

0%

0.0



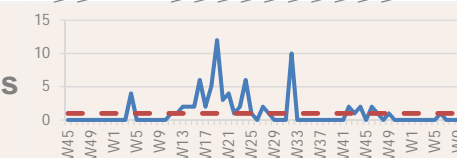
↑



3 Measles (suspected)

0%

1 cases



↑

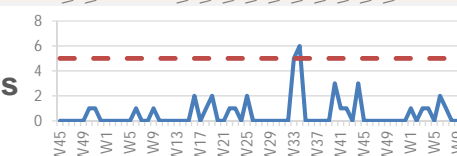


Outbreak declared in W11. Separate outbreak report available.

4 Meningitis (suspected)

0%

0 cases



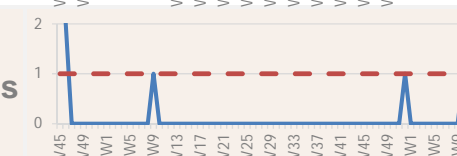
→←



5 Acute Flaccid Paralysis

0%

1 cases



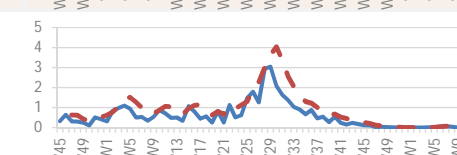
↑



6 Acute Jaundice Syndrome

0%

0.0



↑



Graph legend:

— Incidence / number of cases
- - - Alert threshold

Calculation of disease alert thresholds:

Watery diarrhoea = 1.5 x baseline*
Bloody diarrhoea = 1.5 x baseline*
Measles = 1 case

Meningitis = 5 cases
Acute Flaccid Paralysis = 1 case
Acute Jaundice Syndrome = 1.5 x baseline*

Footnotes

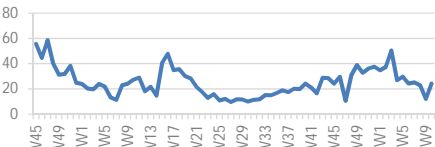

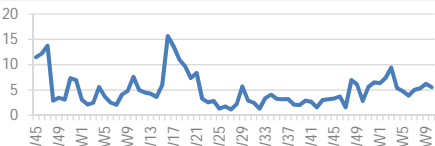

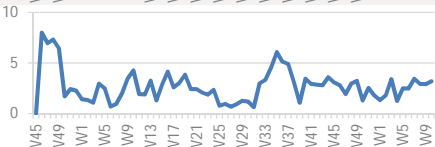

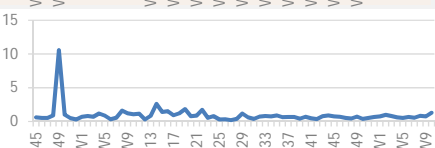
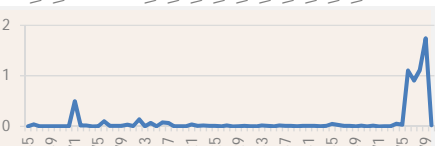
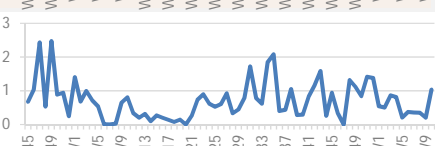
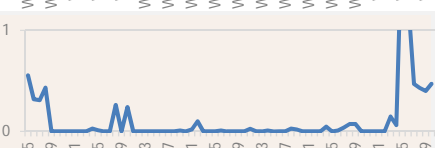
* baseline = average incidence or number of cases over the previous 3 weeks

* % morbidity refers to proportional morbidity of the disease for the current reporting week

** Incid / cases is the incidence (/1000/week) or number of cases for the current reporting week (incidence is shown unless otherwise indicated)

*** Trend shows if the incidence or number of cases between the previous and the current reporting week increased (↑), decreased (↓) or

Other diseases of public health importance

Disease	% morbidity	Incidence	W45	W10	Trend	Notes
7 Upper Respiratory Tract Infection (URTI)	42%	24.2			↑	
8 Influenza-like illness (ILI)	18%	10.5			↑	
9 Lower Respiratory Tract Infection (LRTI)	10%	5.5			↓	
10 Skin infection	13%	7.8			↓	
11 Eye infection	5%	3.2			↑	
12 Dental Conditions	6%	3.6			↑	
13 Intestinal Worms	2%	1.3			↑	
14 Tuberculosis (suspected)	0%	0.0			↓	
15 Fever of unknown origin	2%	1.0			↑	
16 Sexually Transmitted Infection (STI)	1%	0.5			↑	

UNHCR gratefully acknowledges the support of the following partners:

