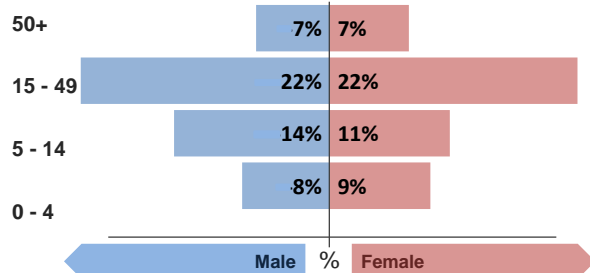


Refugee population

Total refugee population:

4,535 *

Demographic breakdown:



Qushtapa camp

Key facts

Camp opened:
August 2013Planned capacity:
7,860Area:
0.43 Km sqrPopulation:
Syrian refugees, majority
from Qamishli, Diralok and
Hassaka* Source of population data:
Estimates from UNHCR
registration

Indicators at a glance

	Indicator	Standard
1	Health utilisation rate	3.4
2	Number of consultations per clinician per day	49
3	Proportion of first time antenatal visits made < 1st trimester	N/A
4	Measles immunisation coverage	124%
5	Polio III immunisation coverage	77%
6	Crude Mortality Rate (CMR) (/1000/month)	0.0
7	Under-five Mortality Rate (U5MR) (/1000/month)	0.0
8	Neonatal Mortality Rate (NNMR) (/1000 livebirths)	0.0

Notes

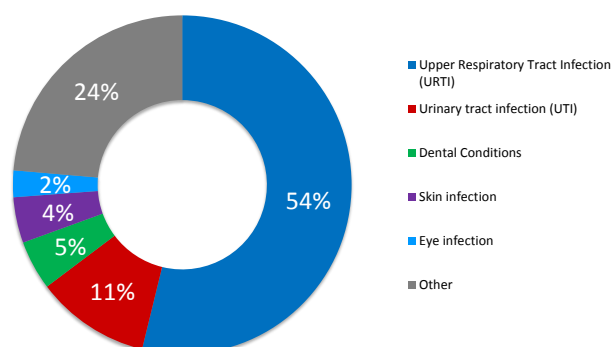
This public health profile for Qushtapa refugee camp is compiled from health data obtained from reporting agencies. Data is collected using standardised Health Information System (HIS) data collection and reporting tools and aims to be as accurate as possible.

Agencies reporting:

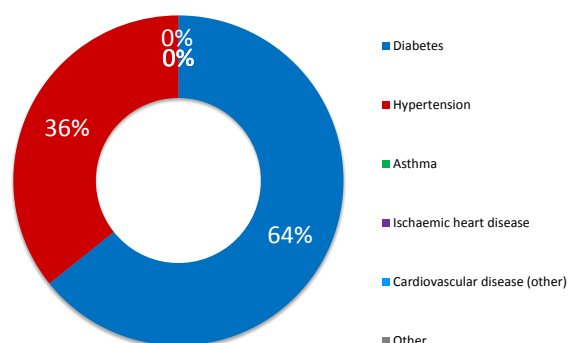
DOH - ERBIL

Morbidity

Acute health conditions (%)



Chronic health conditions (%)



Top 5 acute health conditions

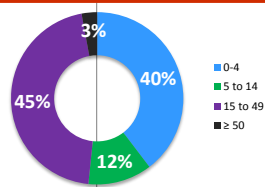
	% morbidity	# of cases
1 Upper Respiratory Tract Infection (URTI)	54%	148
2 Urinary tract infection (UTI)	11%	30
3 Dental Conditions	5%	13
4 Skin infection	4%	12
5 Eye infection	3%	7
- Other	24%	65

Top 5 chronic health conditions

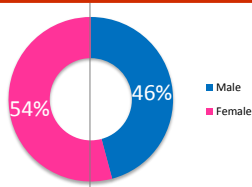
	% morbidity	# of cases
1 Diabetes	64%	9
2 Hypertension	36%	5
3 Asthma	0%	0
4 Ischaemic heart disease	0%	0
5 Cardiovascular disease (other)	0%	0
- Other	0%	0

Breakdown of acute health conditions

by age

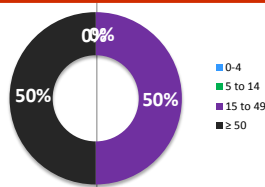


by gender

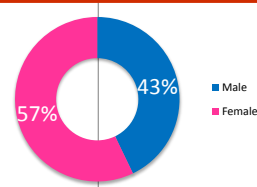


Breakdown of chronic health conditions

by age



by gender



Public Health

Health Impact

Indicator	Standard
Crude Mortality Rate (CMR) (/1000/month)	0.0 < 1.5
Under-five Mortality Rate (U5MR) (/1000/month)	0.0 < 3.0
Neonatal Mortality Rate (NNMR) (/1000 livebirths)	0.0 < 40

Access and utilization

No. of health facilities	1.0	1 : < 10,000
Total number of consultations	295	
Health utilisation rate	3.4	1 - 4
No. of consultations per trained clinician per day	49	< 50

Reproductive health

Proportion of first time antenatal visits made < 1st trimester	N/A	≥ 90%
--	-----	-------

Outbreak Alert and Response

Indicator	Standard
Number of outbreaks reported	0
% of outbreaks investigated within 48 hours	N/A 100%
Routine immunization	
BCG immunisation coverage	145% > 90%
DPT 1 immunisation coverage	60% > 90%
Measles immunisation coverage	124% > 90%
Polio III immunisation coverage	77% > 90%
MMR immunisation coverage	77% > 90%
Vitamin A coverage	117% > 90%

Sexual and gender-based violence

Incidence of reported rape	0.0
----------------------------	-----

Top 3 Mental health conditions

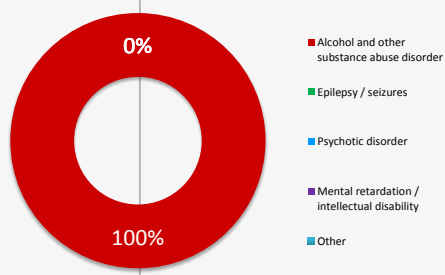
	% morbidity	# of cases
1 Alcohol and other substance abuse disorder	100%	3
2 Epilepsy / seizures	0%	0
3 Psychotic disorder	0%	0
- Other	0%	0

Top 3 injuries

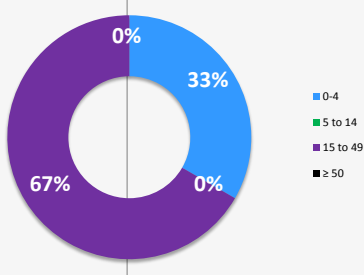
	% morbidity	# of cases
1 Burns	67%	2
2 Injury (unintentional)	33%	1
3 Injury (intentional)	0%	0
- Other	0%	0

Breakdown of mental health conditions

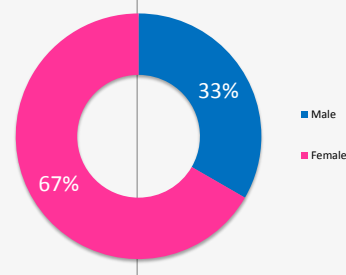
By cause



By age

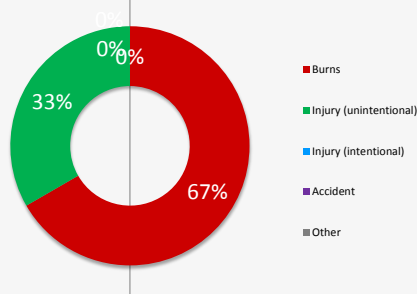


By gender

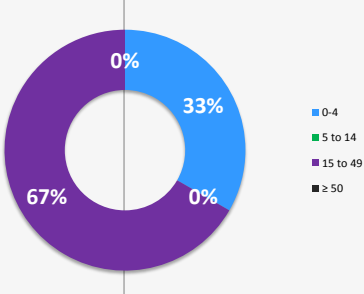


Breakdown of injuries

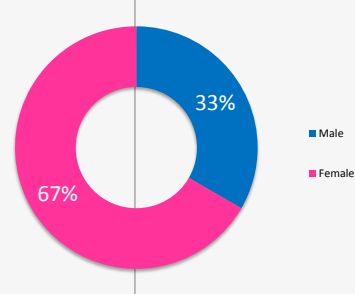
By cause



By age



By gender



We gratefully acknowledge the support of the following agencies:



View interactive maps and statistics online
<http://twine.unhcr.org>

