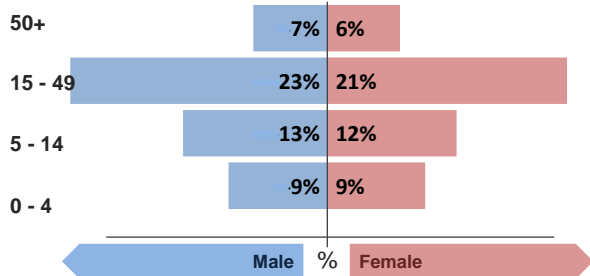


Refugee population

Total refugee population in reporting camps:

27,028 §

Demographic breakdown:



Key facts

Estimated total population living in Erbil camps: 27,028 §

\* Camps reporting health data:

**Kawergosk**  
**Qushtapa**  
**Darashakran**  
**Basirma**

Population: **Syrian refugees**

§ Source of population data: **Estimates from UNHCR registration**

Indicators at a glance

Indicator	Indicator	Standard
1	Health utilisation rate	7.1   1 - 4
2	Number of consultations per clinician per day	57   < 50
3	Proportion of first time antenatal visits made < 1st trimester	N/A   ≥ 90%
4	Measles immunisation coverage	113%   > 90%
5	Polio III immunisation coverage	93%   > 90%
6	Crude Mortality Rate (CMR) (/1000/month)	0.0   < 1.5
7	Under-five Mortality Rate (U5MR) (/1000/month)	0.0   < 3.0
8	Neonatal Mortality Rate (NNMR) (/1000 livebirths)	0.0   < 40

Notes

This public health profile for Erbil camps is compiled from health data obtained from reporting agencies. Data is collected using standardised Health Information System (HIS) data collection and reporting tools and aims to be as accurate as possible.

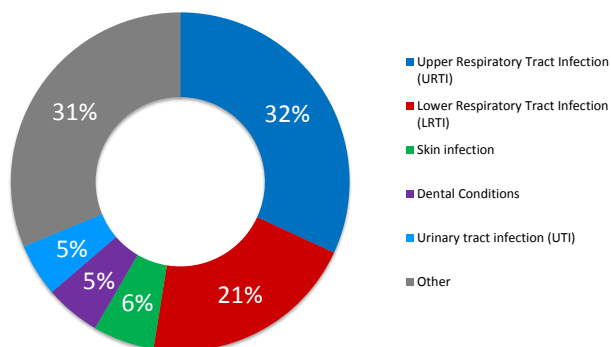
Agencies reporting:

**MSF**

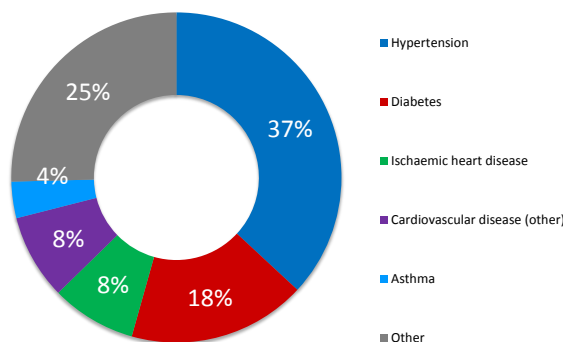
**DOH - Erbil**

Morbidity

Acute health conditions (%)



Chronic health conditions (%)



Top 5 acute health conditions

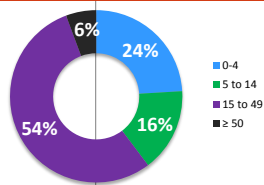
	% morbidity	# of cases
1	Upper Respiratory Tract Infection (URTI)	32%   1,033
2	Lower Respiratory Tract Infection (LRTI)	21%   669
3	Skin infection	6%   190
4	Dental Conditions	5%   172
5	Urinary tract infection (UTI)	5%   164
-	Other	31%   1,012

Top 5 chronic health conditions

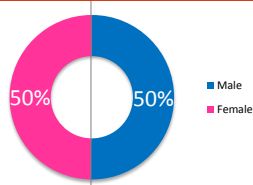
	% morbidity	# of cases
1	Hypertension	37%   93
2	Diabetes	17%   44
3	Ischaemic heart disease	8%   21
4	Cardiovascular disease (other)	8%   21
5	Asthma	4%   9
-	Other	25%   64

Breakdown of acute health conditions

by age

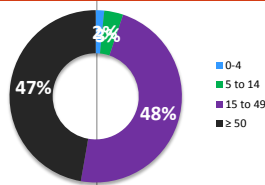


by gender

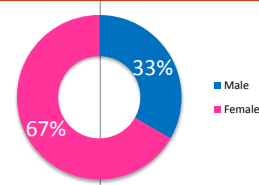


Breakdown of chronic health conditions

by age



by gender



# Public Health

## Health Impact

Indicator	Value	Standard
Crude Mortality Rate (CMR) (/1000/month)	0.0	< 1.5
Under-five Mortality Rate (U5MR) (/1000/month)	0.0	< 3.0
Neonatal Mortality Rate (NNMR) (/1000 livebirths)	0.0	< 40

## Access and utilization

Indicator	Value	Standard
No. of health facilities	1.0	1 : < 10,000
Total number of consultations	3,685	
Health utilisation rate	7.1	1 - 4
No. of consultations per trained clinician per day	57	< 50

## Reproductive health

Proportion of first time antenatal visits made < 1st trimester	N/A	≥ 90%
--	-----	-------

## Outbreak Alert and Response

Indicator	Value	Standard
Number of outbreaks reported	0	
% of outbreaks investigated within 48 hours	N/A	100%

## Routine immunization

BCG immunisation coverage	68%	> 90%
DPT 1 immunisation coverage	72%	> 90%
Measles immunisation coverage	113%	> 90%
Polio III immunisation coverage	93%	> 90%
MMR immunisation coverage	111%	> 90%
Vitamin A coverage	103%	> 90%

## Sexual and gender-based violence

Incidence of reported rape	0.0
----------------------------	-----

## Top 3 Mental health conditions

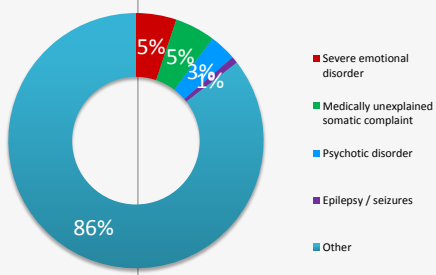
	% morbidity	# of cases
1 Severe emotional disorder	5%	6
2 Medically unexplained somatic complaint	5%	6
3 Psychotic disorder	3%	4
- Other	86%	101

## Top 3 injuries

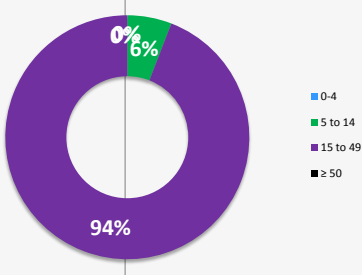
	% morbidity	# of cases
1 Injury (intentional)	41%	31
2 Burns	22%	17
3 Injury (unintentional)	11%	8
- Other	26%	20

## Breakdown of mental health conditions

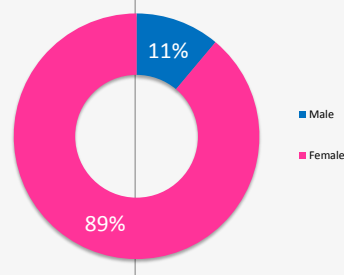
### By cause



### By age

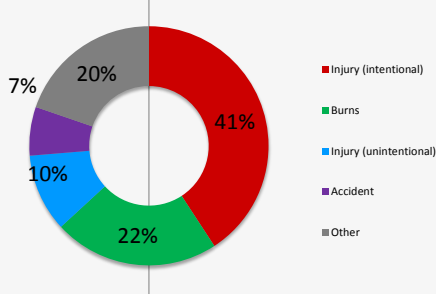


### By gender

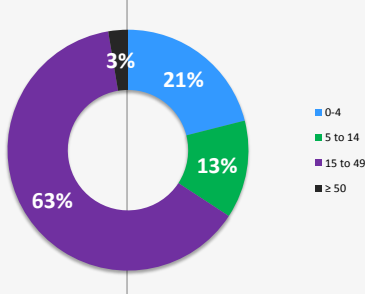


## Breakdown of injuries

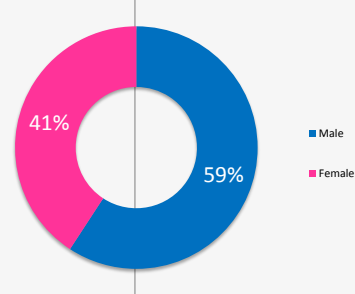
### By cause



### By age



### By gender



We gratefully acknowledge the support of the following agencies:



View interactive maps and statistics online  
<http://twine.unhcr.org>

