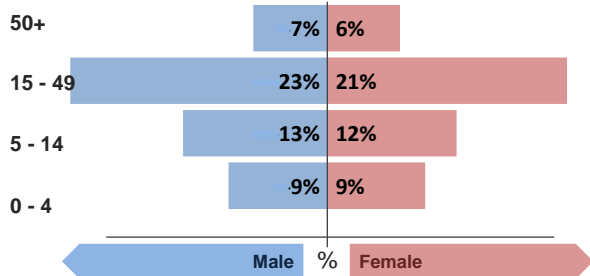


Refugee population

Total refugee population in reporting camps:

27,028 §

Demographic breakdown:



Key facts

Estimated total population living in Erbil camps: 27,028 §

* Camps reporting health data:

Kawergosk
Qushtapa
Darashakran
Basirma

Population: **Syrian refugees**

§ Source of population data: **Estimates from UNHCR registration**

Indicators at a glance

Indicator	Indicator	Standard
1	Health utilisation rate	7.1 1 - 4
2	Number of consultations per clinician per day	53 < 50
3	Proportion of first time antenatal visits made < 1st trimester	N/A ≥ 90%
4	Measles immunisation coverage	111% > 90%
5	Polio III immunisation coverage	92% > 90%
6	Crude Mortality Rate (CMR) (/1000/month)	0.0 < 1.5
7	Under-five Mortality Rate (U5MR) (/1000/month)	0.0 < 3.0
8	Neonatal Mortality Rate (NNMR) (/1000 livebirths)	0.0 < 40

Notes

This public health profile for Erbil camps is compiled from health data obtained from reporting agencies. Data is collected using standardised Health Information System (HIS) data collection and reporting tools and aims to be as accurate as possible.

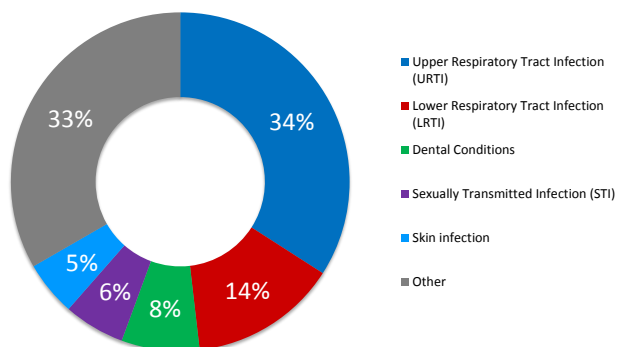
Agencies reporting:

MSF

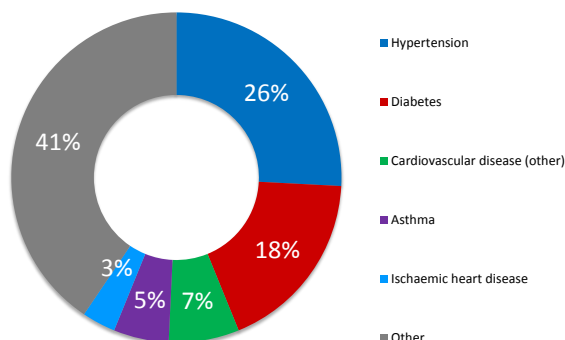
DOH - Erbil

Morbidity

Acute health conditions (%)



Chronic health conditions (%)



Top 5 acute health conditions

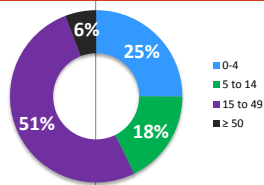
	% morbidity	# of cases
1 Upper Respiratory Tract Infection (URTI)	34%	1,115
2 Lower Respiratory Tract Infection (LRTI)	14%	461
3 Dental Conditions	7%	244
4 Sexually Transmitted Infection (STI)	6%	191
5 Skin infection	5%	171
- Other	33%	1,090

Top 5 chronic health conditions

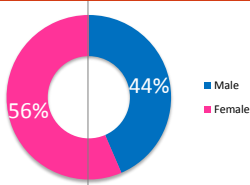
	% morbidity	# of cases
1 Hypertension	26%	86
2 Diabetes	18%	60
3 Cardiovascular disease (other)	7%	23
4 Asthma	5%	18
5 Ischaemic heart disease	3%	11
- Other	41%	135

Breakdown of acute health conditions

by age

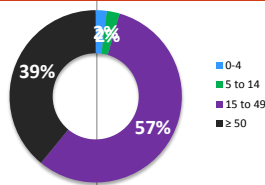


by gender

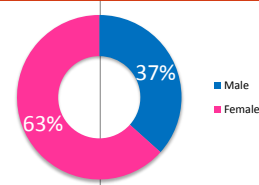


Breakdown of chronic health conditions

by age



by gender



Public Health

Health Impact	Indicator	Standard	Outbreak Alert and Response	Indicator	Standard
Crude Mortality Rate (CMR) (/1000/month)	0.0	< 1.5	Number of outbreaks reported	0	
Under-five Mortality Rate (U5MR) (/1000/month)	0.0	< 3.0	% of outbreaks investigated within 48 hours	N/A	100%
Neonatal Mortality Rate (NNMR) (/1000 livebirths)	0.0	< 40	Routine immunization		
Access and utilization			BCG immunisation coverage	63%	> 90%
No. of health facilities	1.0	1 : < 10,000	DPT 1 immunisation coverage	71%	> 90%
Total number of consultations	3,705		Measles immunisation coverage	111%	> 90%
Health utilisation rate	7.1	1 - 4	Polio III immunisation coverage	92%	> 90%
No. of consultations per trained clinician per day	53	< 50	MMR immunisation coverage	112%	> 90%
Reproductive health			Vitamin A coverage	101%	> 90%
Sexual and gender-based violence			Incidence of reported rape		
Proportion of first time antenatal visits made < 1st trimester	N/A	≥ 90%	0.0		

Top 3 Mental health conditions				Top 3 injuries			
	% morbidity	# of cases		% morbidity	# of cases		
1 Epilepsy / seizures	21%	7	1 Injury (unintentional)	57%	38		
2 Severe emotional disorder	12%	4	2 Burns	31%	21		
3 Medically unexplained somatic complaint	6%	2	3 Accident	6%	4		
- Other	61%	20	- Other	6%	4		

